

# BOR-S

## Residential Supply Diffuser

Data Sheet



### Get In Touch



Call: [0845 6880112](tel:08456880112)



Email: [info@adremit.co.uk](mailto:info@adremit.co.uk)

### Our Address

Puravent, Adremit Limited, Unit 5a, Commercial Yard,  
Settle, North Yorkshire, BD24 9RH



# Table of Contents

Description . . . . .	3
Design . . . . .	4
Dimensions . . . . .	4
Ordering Code . . . . .	5
Quick Selection . . . . .	5
Technical Parameters . . . . .	6
Installation, Maintenance & Operation . . . . .	7
Transport & Storage . . . . .	7
Supplement . . . . .	7
Related Product . . . . .	7

## Get In Touch

 **Call:** [0845 6880112](tel:08456880112)  
 **Email:** [info@adremit.co.uk](mailto:info@adremit.co.uk)

## Our Address

Puravent, Adremit Limited, Unit 5a, Commercial Yard,  
Settle, North Yorkshire, BD24 9RH





## Description

BOR-S is a residential diffuser, developed to provide a draught-free and low acoustic noise air supply. The product is equipped for air flow adjustment and commissioning measurement. It can be installed on rear walls of offices, hotels, residential rooms etc. or as a part of VAV system.

### Highlights

- Very low acoustic noise
- Easy and precise supply air flow measurement and adjustment, no dismantling required
- Front plate detachable without tools for cleaning
- Short duct connection for installation in thin walls

## Design

The body of BOR-S is manufactured from galvanized steel with a convex, rectangular shaped front plate with perforation. The front plate is finished in the signal white RAL9003 or white RAL 9010, gloss 30 powder coating as standard. Other RAL colours are possible upon request. Inside the body a flat adjustable blind is attached.

### Product Parts & Setup Possibilities

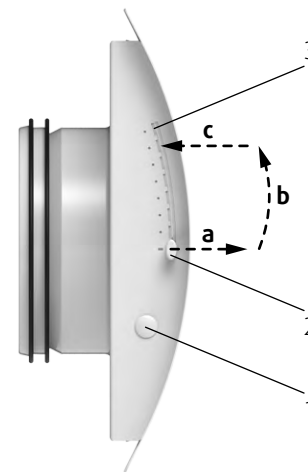


Fig. 1: Components of the BOR-S

The diffuser is equipped by an adjustable blind that changes the effective air flow aperture and so tunes the air flow volume. The mechanism is movable from outside by two miniature ears. The movement has 8 fixed positions. For adjustment only these positions provide desired noise parameters. The intermediate positions shall be avoided.

### Legend

1	$\Delta P$ measurement pin
2	Adjustment knob parked in position 1. To move the mechanism pull the ears on both sides of the diffuser with fingers towards the plate ( <b>a</b> ). Slide along the groove to the desired position ( <b>b</b> ). Release the ears so they remain fixed in the desired position ( <b>c</b> ).
3	Adjustment position 8

### Get In Touch

Call: 0845 6880112  
Email: [info@adremit.co.uk](mailto:info@adremit.co.uk)

### Our Address

Puravent, Adremit Limited, Unit 5a, Commercial Yard, Settle, North Yorkshire, BD24 9RH

# Dimensions

BOR-S is available in connection sizes  $\varnothing DN$  100 mm, 125 mm and 160 mm.

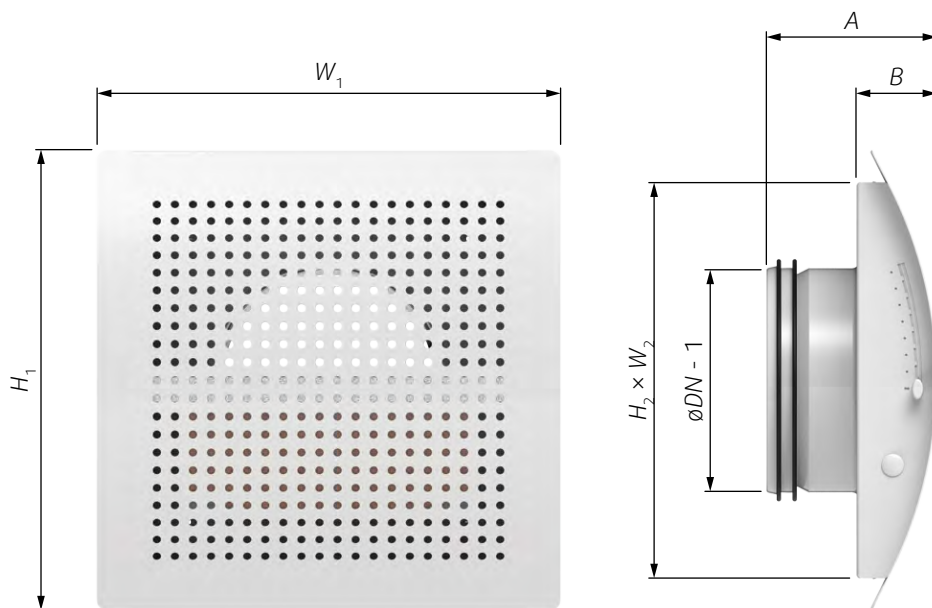


Fig. 2: Dimensions of the BOR-S

NOTE: BOR-S-100:  $\varnothing = 99$  mm; BOR-S-125:  $\varnothing = 124$  mm, BOR-S-160:  $\varnothing = 159$  mm

Tab. 1: Dimensions of the BOR-S

	$W_1$	$H_1$	$W_2$	$H_2$	A	B
BOR-S-	(mm)					
100	206	204	180	175	75	36
125	206	204	180	175	75	36
160	262	255	236	230	95	48



### Get In Touch

Call: [0845 6880112](tel:08456880112)  
 Email: [info@adremit.co.uk](mailto:info@adremit.co.uk)

### Our Address

Puravent, Adremit Limited, Unit 5a, Commercial Yard,  
 Settle, North Yorkshire, BD24 9RH



# Ordering Codes

		BOR-S-	<input type="text"/>	-	<input type="text"/>
			100		
			125		
Connection size (mm)			160		
	Signal white RAL9003		SW		
Surface finish <sup>1)</sup>	Other RAL colour		RALXXXX		

\* NOTE: If no Surface finish is defined, signal white powder coating (RAL9003) will be delivered.

## Example of the Ordering Code

BOR-S-100-SW

Diffuser with connection size 100 mm, signal white powder coating.

# Quick Selection

Tab. 2: Quick selection with air flow position 1 adjusted

BOR-S-	Air flow volume $q$ and pressure drop $\Delta P$ at different sound power levels $L_{WA}$								
	$L_{WA} = 25$ dB			$L_{WA} = 30$ dB			$L_{WA} = 35$ dB		
	$q$ (m <sup>3</sup> /h)	$q$ (l/s)	$\Delta P$ (Pa)	$q$ (m <sup>3</sup> /h)	$q$ (l/s)	$\Delta P$ (Pa)	$q$ (m <sup>3</sup> /h)	$q$ (l/s)	$\Delta P$ (Pa)
100	39	11	23	55	15	43	78	22	83
125	57	16	25	78	22	44	106	29	80
160	127	35	30	152	42	42	179	50	58

# Technical Parameters



## Legend

$p_s$	Pa	Pressure drop
$q_v$	m <sup>3</sup> /h l/s	Air flow volume
$L_{WA}$	dB(A)	Total A-weighted sound power level
$L_{0,2}$	m	Air throw length with terminal velocity 0,2 m/s
$L_x$	m	Air throw length calculated for specific terminal velocity
$x$	m/s	Terminal velocity in range of 0,1 m/s ... 1 m/s
1, 2, ... 8		Air flow adjustment positions

## Calculation of Air Throw for Different Terminal Velocities

$$L_x = L_{0,2} \cdot 0,2/x$$

## Get In Touch

 Call: 0845 6880112  
 Email: [info@adremit.co.uk](mailto:info@adremit.co.uk)

## Our Address

Puravent, Adremit Limited, Unit 5a, Commercial Yard,  
Settle, North Yorkshire, BD24 9RH

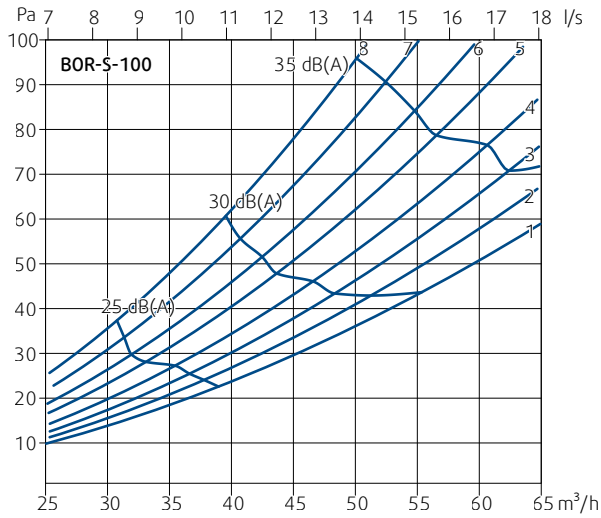


Diagram 1: Pressure drop & A-weighted total sound power level, depending on supply air flow volume

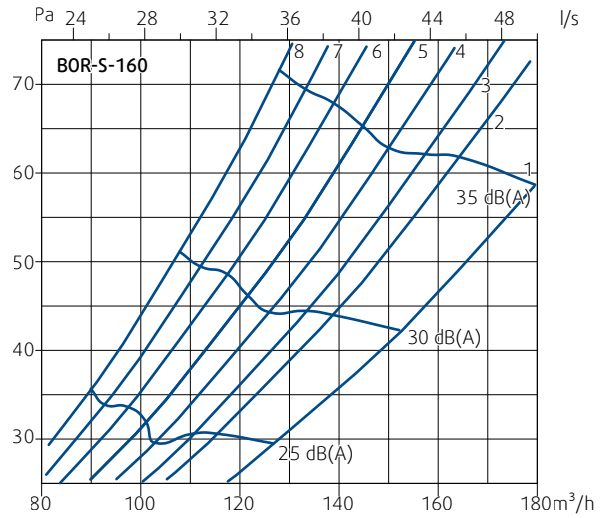


Diagram 3: Pressure drop & A-weighted total sound power level, depending on supply air flow volume

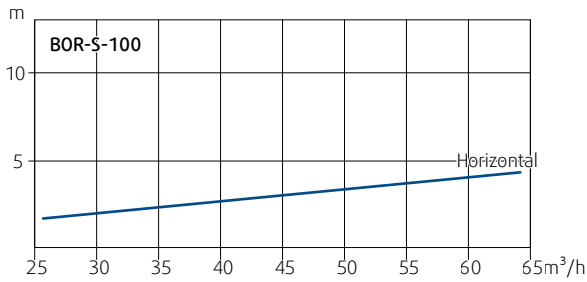


Diagram 2: Isothermal air throw lengths for horizontal radial discharge with terminal velocity 0,2 m/s, depending on air flow volume

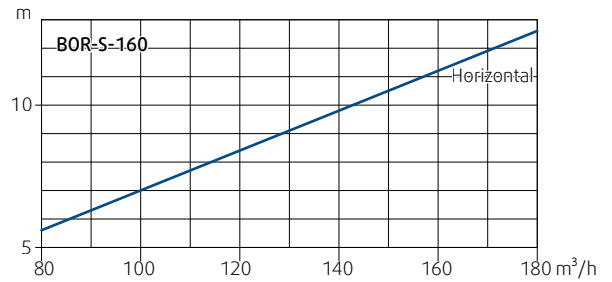


Diagram 4: Isothermal air throw lengths for horizontal radial discharge with terminal velocity 0,2 m/s, depending on air flow volume

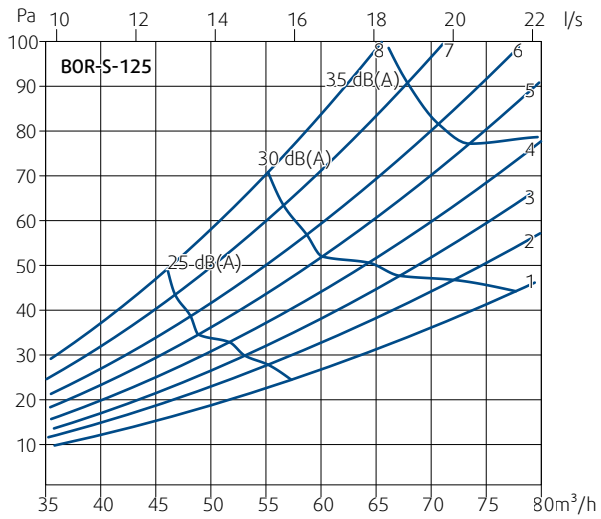


Diagram 5: Pressure drop & A-weighted total sound power level, depending on supply air flow volume

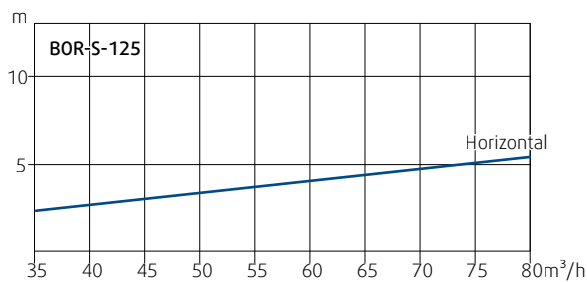


Diagram 6: Isothermal air throw lengths for horizontal radial discharge with terminal velocity 0,2 m/s, depending on air flow volume



Get In Touch

Call: 0845 6880112  
 Email: [info@adremit.co.uk](mailto:info@adremit.co.uk)

Our Address

Puravent, Adremit Limited, Unit 5a, Commercial Yard, Settle, North Yorkshire, BD24 9RH





# Installation, Maintenance & Operation

Information about installation, maintenance and operation is available in the document ["UserManual\\_BOR-S"](#) or follow the instruction for residential diffusers on [Systemair DESIGN](#).

## Transport & Storage

Dry indoor conditions with a temperature range of -40°C to +50°C.

## Supplement

Any deviations from the technical specifications contained herein and the terms should be discussed with the manufacturer. We reserve the right to make any changes to the product without prior notice, provided that these changes do not affect the quality of the product and the required parameters.

Current information on all products is available at [design.systemair.com](http://design.systemair.com)

## Related Product

### **BOR-R**

Residential Supply Diffusers

Product information is available at [design.systemair.com](http://design.systemair.com)



### Get In Touch



Call: [0845 6880112](tel:08456880112)



Email: [info@adremit.co.uk](mailto:info@adremit.co.uk)

### Our Address



Puravent, Adremit Limited, Unit 5a, Commercial Yard,  
Settle, North Yorkshire, BD24 9RH



[www.systemair.com](http://www.systemair.com)

Systemair Production a.s. · DataSheet\_BOR-S\_EN\_202012

#### Get In Touch

 **Call:** [0845 6880112](tel:08456880112)  
 **Email:** [info@adremit.co.uk](mailto:info@adremit.co.uk)

#### Our Address

Puravent, Adremit Limited, Unit 5a, Commercial Yard,  
Settle, North Yorkshire, BD24 9RH

