



Thermoplus EC

Slim radiant heater for protection against cold draughts

Thermoplus is mounted above windows and gives an efficient protection against cold draught. The slim shape also makes it suitable for heating areas with limited space, like for example bathrooms. Thermoplus can furthermore be a cost-effective and flexible alternative to floor heating.

Thermoplus is covered with white enamel which makes it discreet and scratch-resistant. The slim shape makes it practically invisible when mounted in the ceiling angle.

- Thermoplus is available in following versions:
 - **Type EC**, for dry rooms. IP20.
 - **Type ECV**, for wet rooms. IP44.
 - **Type ECVTN**, for wet rooms. With a built-in thermostat (+5 – +37 °C). IP44.
- To comply with Ecodesign Regulation (EU) 2015/1188 units EC and ECV must be installed with thermostat TAP16R (accessory). TAP16R has adaptive start, week program and open window detection. ECVTN is equipped with a built-in Ecodesign approved thermostat.
- Wall brackets included. Ceiling mounting kit is available as an accessory.
- Front panel of white scratch-resistant enamelled aluminium. Colour: RAL 9010. Rear panel of hot zinc-plated steel panels.

Thermoplus EC for dry rooms (IP20)

Type	Heat output [W]	Voltage [V]	Amperage [A]	Max. surface temp. [°C]	LxHxD [mm]	Weight [kg]
EC45021	450	230V~	2,0	180	1076x100x90	2,6
EC60021	600	230V~	2,6	180	1505x100x90	3,7
EC75021	750	230V~	3,3	180	1810x100x90	4,4
EC90021	900	230V~	3,9	180	2140x100x90	4,8
EC90031	900	400V2~	2,3	180	2140x100x90	4,8

Thermoplus ECV for wet rooms (IP44)

Type	Heat output [W]	Voltage [V]	Amperage [A]	Max. surface temp. [°C]	LxHxD [mm]	Weight [kg]
ECV30021	300	230V~	1,3	180	870x100x90	2,3
ECV55021	550	230V~	2,4	180	1505x100x90	4,0
ECV55031	550	400V2~	1,4	180	1505x100x90	4,0
ECV70021	700	230V~	3,0	180	1810x100x90	4,7
ECV70031	700	400V2~	1,8	180	1810x100x90	4,7

Thermoplus ECVTN for wet rooms, with built-in thermostat (IP44)

Type	Heat output [W]	Voltage [V]	Amperage [A]	Max. surface temp. [°C]	LxHxD [mm]	Weight [kg]
ECVTN30021	300	230V~	1,3	180	870x100x135	2,3
ECVTN55021	550	230V~	2,4	180	1505x100x135	4,6
ECVTN70021	700	230V~	3,0	180	1810x100x135	5,0

Get In Touch

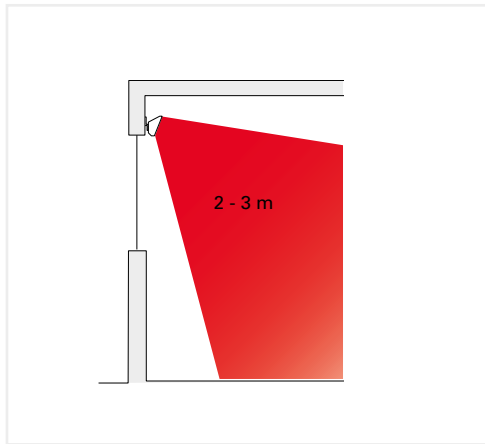
Call: 0845 6880112
 Email: info@adremit.co.uk

Our Address

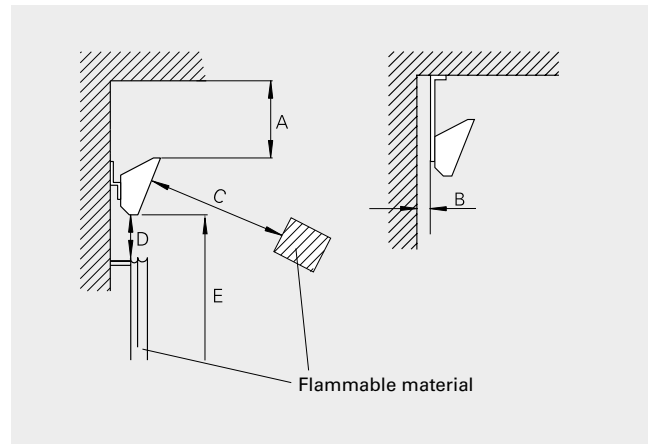
Puravent, Adremit Limited, Unit 5a, Commercial Yard, Settle, North Yorkshire, BD24 9RH



Installation height



Minimum distances



	Min.distance [mm]
Ceiling	A 60
Wall, long side of the unit	B 25
Flammable material, front of the unit	C 90
Flammable material, bottom of the unit	D 25
Floor	E 1800

Dimensions

	A [mm]	B [mm]
EC450	1076	600
EC600	1505	900
EC750	1810	1200
EC900	2140	1800
ECV/ECVTN300	870	400
ECV/ECVTN550	1505	900
ECV/ECVTN700	1810	1200

Mounting on the wall

EC, ECV ECVTN

Mounting on the ceiling

EC, ECV ECVTN

Get In Touch

Call: 0845 6880112
 Email: info@adremit.co.uk

Our Address

Puravent, Adremit Limited, Unit 5a, Commercial Yard, Settle, North Yorkshire, BD24 9RH

Mounting and connection

Thermoplus is installed horizontally e.g. at the ceiling angle above the window. Wall brackets included. Ceiling mounting kit is available as an accessory.

Thermoplus is intended for permanent installation. Several Thermoplus can be connected to one thermostat.

Control options

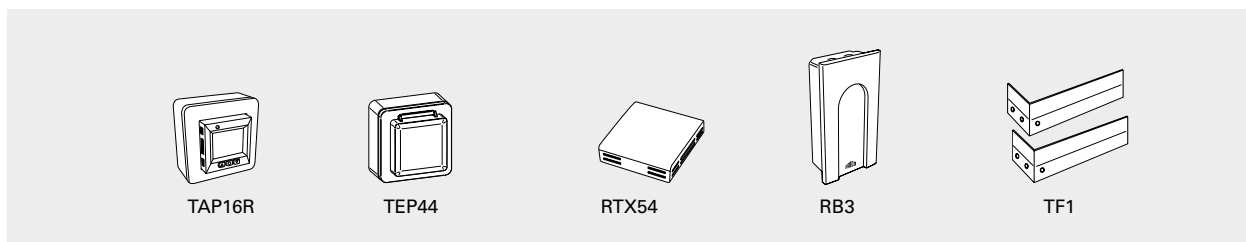
Thermoplus EC and ECV must be installed with thermostat TAP16R which offers adaptive start, week program and open window detection. Please note that a relaybox RB3 is required for 400V~ products.

Protection class IP44 is obtained by adding a protective enclosure TEP44 and an external temperature sensor RTX54 which replaces the internal sensor.

Thermoplus ECVTN has a built-in thermostat (+5 – +37 °C).

The product can be controlled in a different way, e.g. by an overall control system (BMS) as long as the requirements of Ecodesign Regulation are met.

Controls and accessories



Type	Description	HxWxD [mm]
TAP16R	Electronic thermostat, 16A, IP21	87x87x53
TEP44	Protective enclosure for TAP16R, IP44. Must be supplemented with RTX54.	87x87x55
RTX54	External room temperature sensor. Replaces internal sensor. NTC10KΩ, IP54	82x88x25
RB3	Relaybox 400V3N~ (400V3~/V2~, 230V3~/V2~), 16A, IP44	155x87x43
TF1	Fixture for ceiling mounting (2 pcs)	



The space close to the window can be used when the cold draught is eliminated. Mounted close together several Thermoplus form a continuous plinth.



Thermoplus creates a pleasant heat in the room and on the floor and can be a cost effective alternative to floor heating.

Get In Touch

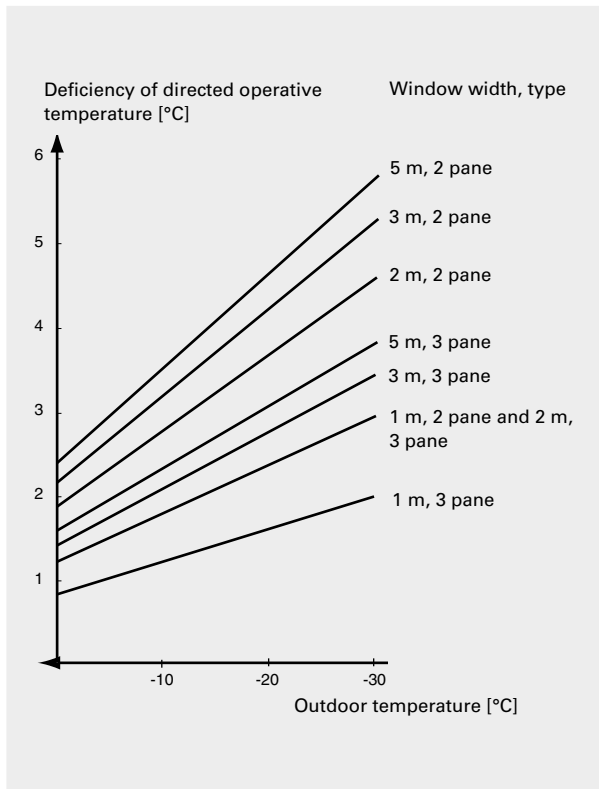
Call: 0845 6880112
Email: info@adremit.co.uk

Our Address

Puravent, Adremit Limited, Unit 5a, Commercial Yard, Settle, North Yorkshire, BD24 9RH



Effect on the temperature near windows

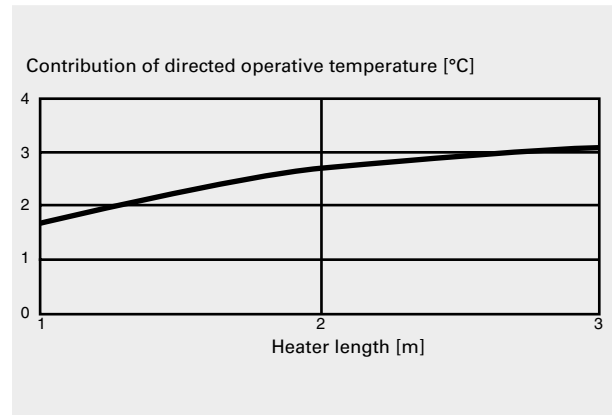


Temperature differentials


The diagram to the left refers to temperature loss through a window that is 1.7 metre high and is measured 1.0 metre into the room from the centre of the window.

Heat contribution

The contribution to operative temperature is measured at a ceiling height of 2.4 metres, one meter into the room from the centre of the window.



Thermoplus takes up minimum space mounted in the ceiling angle.



Thermoplus is used for cold draught protection. The radiant heat moulding is very discreet as it is positioned high up along a beam.

Get In Touch

Call: [0845 6880112](tel:08456880112)
Email: info@adremit.co.uk

Our Address

Puravent, Adremit Limited, Unit 5a, Commercial Yard, Settle, North Yorkshire, BD24 9RH