

# Thermocassette HP

Discreet radiant heat cassette for recessed or surface mounting

Thermocassette is intended for discreet heating in offices, bathrooms, schools etc. Designed for either surface or recessed mounting it is well suited for total heating as well as for spot heating of for example a reception desk. Mounted in a false ceiling it is well protected against damage.

Recessed mounting make the heater an integral part of the ceiling.

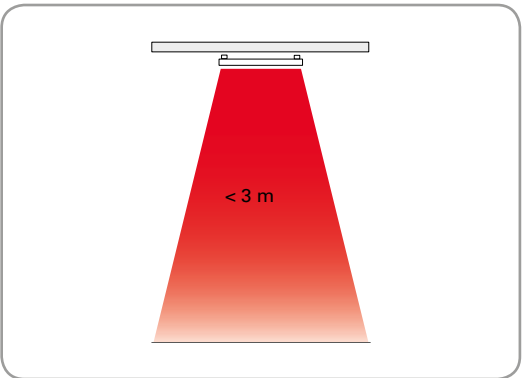
- The low surface temperature (max. 100 °C) makes Thermocassette well suited for low ceiling heights. There is no risk of burns to the person(s) in this vicinity.
- To comply with Ecodesign Regulation (EU) 2015/1188 the unit must be installed with thermostat TAP16R (accessory). TAP16R has adaptive start, week program and open window detection.
- High protection class, IP55.
- Complies with requirements of flammable areas according to SEMKO 111FF.
- Corrosion proof casing of hot zinc-plated and powder lacquered steel panels. Colour: white, RAL 9016, NCS S 0500-N. Other RAL colours are available on request.

## Thermocassette HP (IP55)

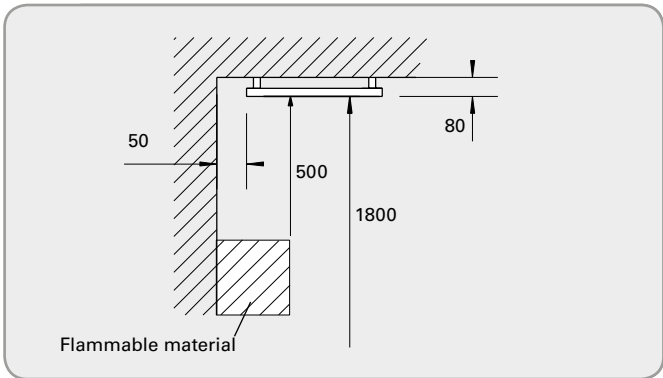
Type	Heat output [W]	Voltage [V]	Amperage [A]	Max. surface temperature [°C]	Dimensions LxWxH [mm]	Weight [kg]
HP3N	300	230V~	1,3	100	593x593x80*	5,8
HP6N	600	230V~	2,6	100	593x1193x80*	10,7

\*) Height with brackets.

### Installation height



### Minimum distances



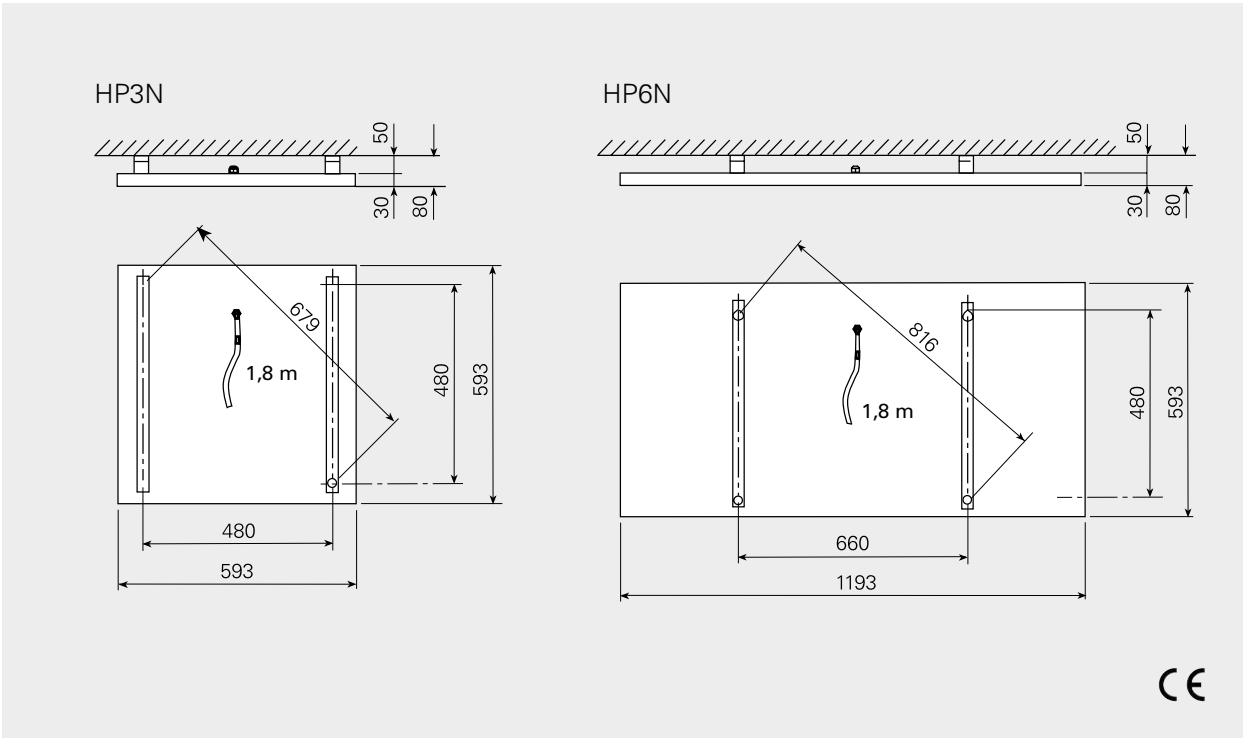
Design and specifications are subject to change without notice.

## Get In Touch

Call: [0845 6880112](tel:08456880112)  
Email: [info@adremit.co.uk](mailto:info@adremit.co.uk)

## Our Address

Puravent, Adremit Limited, Unit 5a, Commercial Yard, Settle, North Yorkshire, BD24 9RH



Mounting on the ceiling protects Thermocassette against damage.



An attractive and almost invisible heating is created when Thermocassette is mounted in a false ceiling. The heating cassettes can easily be moved if the furnishing is rearranged.

Get In Touch

Call: 0845 6880112  
Email: [info@adremit.co.uk](mailto:info@adremit.co.uk)

Our Address

Puravent, Adremit Limited, Unit 5a, Commercial Yard,  
Settle, North Yorkshire, BD24 9RH



# Thermocassette HP

## Positioning, mounting and connection

### Positioning

To estimate approximately how many radiant heaters are needed to cover an area the formula is:

Min. number of heaters =  $\frac{\text{Area of the premises [m}^2\text{]}}{\text{Installation height [m]} \times \text{Installation height [m]}}$

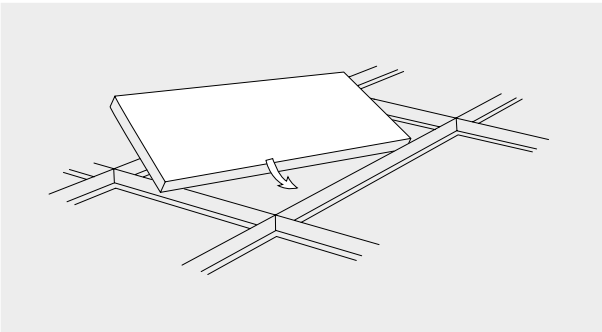
This formula is a basic estimation of the minimum number of radiant heaters needed to maintain the comfort. To calculate the right output for each heater, the total heating requirement must be calculated, see the Technical handbook.

### Mounting

HP can be recessed in false ceilings, mounted externally with brackets on the ceiling or suspended by wire. Mounting brackets are included. Wire mounting kit is available as an accessory.

### Connection

HP is equipped with a 1,8 meter cable without plug.



Mounting in false ceilings.

## Accessories

74701, wire mounting kit

Complete mounting kit for mounting on wire, gives a drop of approx. 0.5 metres.

Type	Description
74701	Wire mounting kit



Comfortable heat where you need it.



### Get In Touch

**Call:** [0845 6880112](tel:08456880112)  
 **Email:** [info@adremit.co.uk](mailto:info@adremit.co.uk)

### Our Address

Puravent, Adremit Limited, Unit 5a, Commercial Yard,  
Settle, North Yorkshire, BD24 9RH



Control options

The heater must be supplemented with one of the following control options. TAP16R has adaptive start, week program and open window detection. Protection class IP44 is obtained by adding a protective enclosure TEP44 and an external temperature sensor RTX54 which replaces the internal sensor.

Control by thermostat

- TAP16R, electronic thermostat

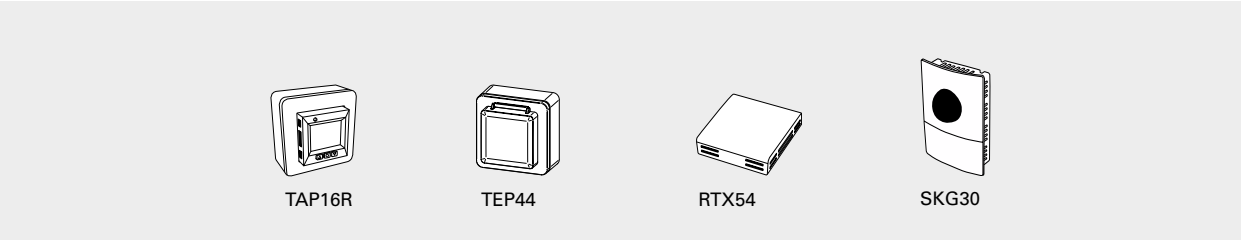
Control by thermostat and black bulb sensor

- TAP16R, electronic thermostat
- SKG30, black bulb sensor

The product can be controlled in a different way, e.g. by an overall control system (BMS) as long as the requirements of Ecodesign Regulation are met.



Controls



Type	Description	HxWxD [mm]
TAP16R	Electronic thermostat, 16A, IP21	87x87x53
TEP44	Protective enclosure for TAP16R, IP44. Must be supplemented with RTX54.	87x87x55
RTX54	External room temperature sensor. Replaces internal sensor. NTC10KΩ, IP54	82x88x25
SKG30	Black bulb sensor, NTC10KΩ, IP30	115x85x40



Controls for installations not covered by the Ecodesign Regulation (EU) 2015/1188

When the heater is used for technical heating purposes, and not as a local space heater, the following controls can be used.

Type	Description	HxWxD [mm]
KRT1900	Capillary tube thermostat, IP55	165x57x60
KRTV19	Capillary tube thermostat with knob, IP44	165x57x60



Get In Touch

 **Call:** [0845 6880112](tel:08456880112)  
 **Email:** [info@adremit.co.uk](mailto:info@adremit.co.uk)

Our Address

Puravent, Adremit Limited, Unit 5a, Commercial Yard,  
Settle, North Yorkshire, BD24 9RH