



TFF 125 SUPPL VALVE RAL9016

Item no. 19907

Document type: **Product card**

Document date: **2019-06-11**

Generated by: **Systemair Online Catalogue**

Description

The Systemair TFF circular supply diffuser. This diffuser has a shielding device for producing a directional (180°) distribution pattern and has an adjustable gap.

Function

The TFF is a circular supply diffuser for ceiling installation. The TFF consists of an inlet cone and diffuser unit containing sound-absorbent material. The technical specifications of the diffuser unit give it a wide range of applications. By rotating diffuser unit, the throw and pressure drop can be adjusted steplessly. Both concentric and eccentric distribution patterns can be selected by using the shielding device provided.

Design

The TFF is manufactured from sheet steel with a white powder-coated finish (RAL 9010-80) and is available in the following diameters: ø 80, ø 100, ø 125, ø 150, ø 160 and ø 200.

How to use for exhaust air

This device can be used for exhaust air.

Mounting

The TFF is easily fitted, either into the mounting frame or directly onto the duct using its friction springs. If the TFF is fitted to a PER plenum box, there must be a straight length, 4 times the duct's diameter, in front of the PER plenum box.

Air deflector for screening of direction up to 180 degree.



Technical details can be found [here](#)

Get In Touch



Call: [0845 6880112](tel:08456880112)

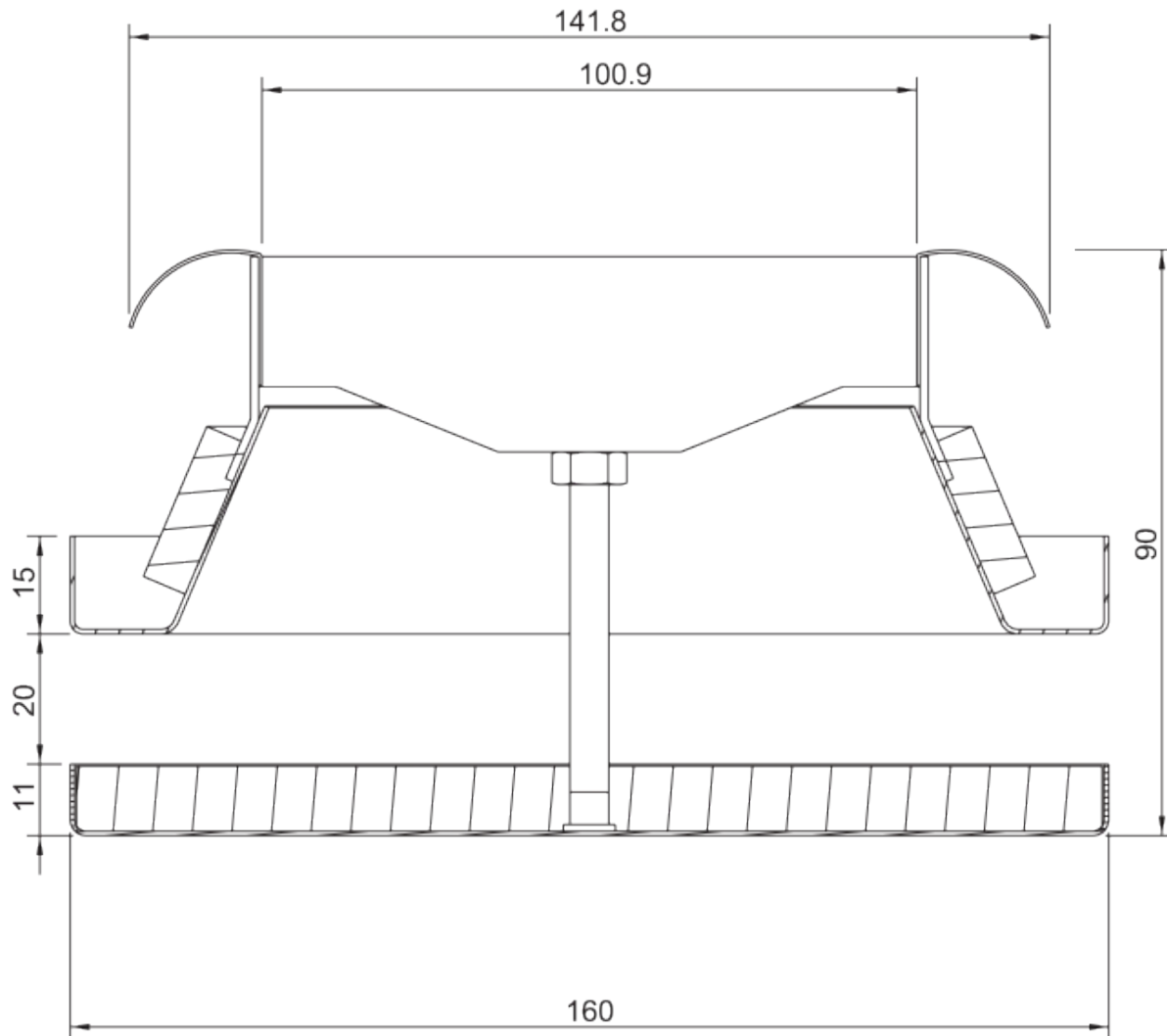


Email: info@adremit.co.uk

Our Address

Puravent, Adremit Limited, Unit 5a, Commercial Yard,
Settle, North Yorkshire, BD24 9RH

Dimensions



Accessories

Accessories

[RFP-125 Mounting Frame \(6126\)](#)

[RFU-125 Mounting Frame \(6131\)](#)

[THOR-100-125 \(66758\)](#)

[RFP-125L Mounting Frame 50mm \(18704\)](#)

Documentation



TFF IMO GB.pdf (135,56kB)

Get In Touch



Call: [0845 6880112](tel:08456880112)



Email: info@adremit.co.uk

Our Address

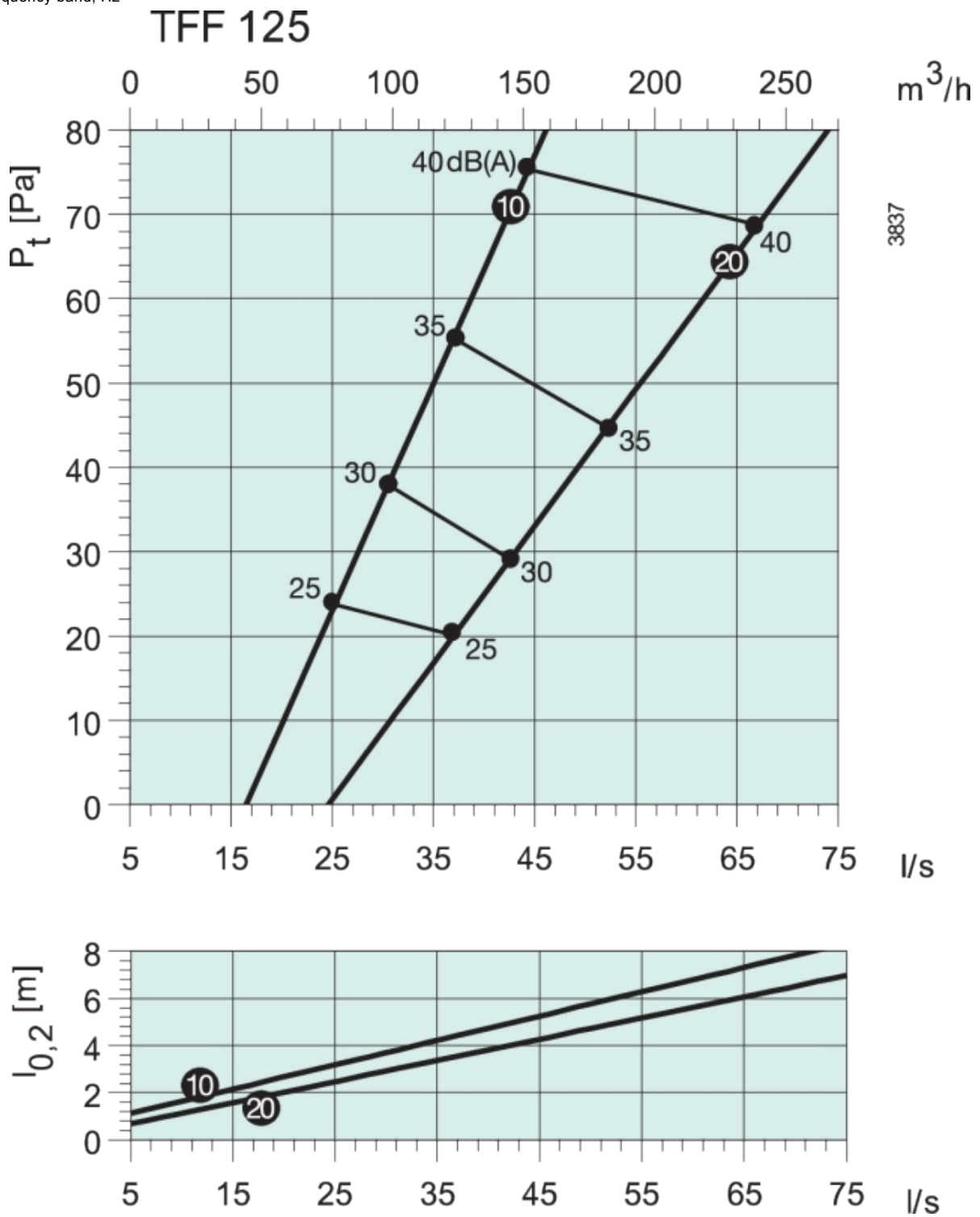
Puravent, Adremit Limited, Unit 5a, Commercial Yard,
Settle, North Yorkshire, BD24 9RH

Diagram

The diagram shows
 Air volume (l/s and m³/h), total pressure (Pa), throw (l_{0,2}),
 and sound pressure level [dB(A)] for air gaps measuring 10,
 20, and 30 mm. There is a 15 mm air gap when the unit is
 shielded 180°, but the data for a 10 mm air gap still apply.
 The throw value, however, should be multiplied by 1,2.

Diagrams for TFF + PER is shown for TFF with an air gap
 of 30 mm.

Sound attenuation, ΔL (dB)
 Mid-frequency band, Hz



63 125 250 500 1k 2k 4k 8k

Name: **TFF 125 SUPPL VALVE RAL9016** | Item no.: **19907**

Document type: **Product card** | Document date: **2019-06-11** | Generated by: **Online catalogue**

3 / 5

Get In Touch

Call: [0845 6880112](tel:08456880112)
 Email: info@adremit.co.uk

Our Address

Puravent, Adremit Limited, Unit 5a, Commercial Yard,
 Settle, North Yorkshire, BD24 9RH

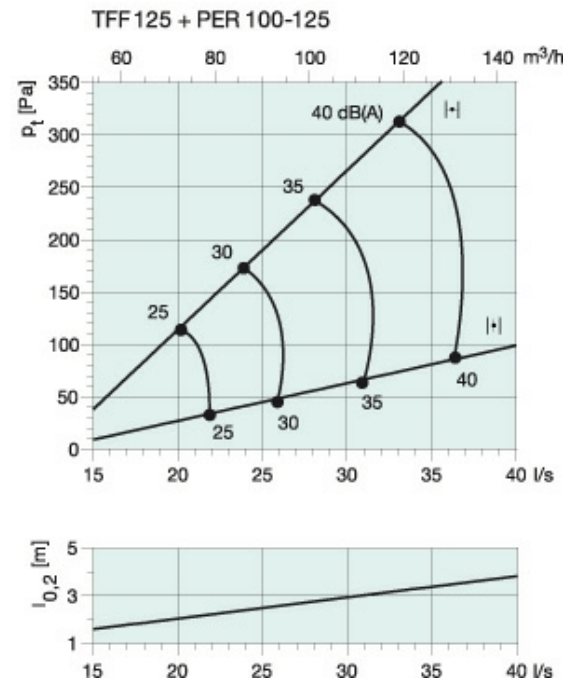
TFF 080	24	19	15	11	2	3	6	7
TFF 100	22	17	13	10	2	2	7	8
TFF 125	18	16	12	8	3	3	7	8
TFF 150	18	15	11	9	4	5	7	9
TFF 160	18	15	11	9	4	5	7	9
TFF 200	16	13	9	7	5	5	8	8
TFF 125 + THOR	22	17	13	16	8	9	11	13
TFF 160 + THOR	20	17	12	15	9	11	12	13
TFF 200 + THOR	19	16	12	16	11	12	11	12

Sound power level, Lw

$L_w(\text{dB}) = L_{pA} + K_{ok}$ (L_{pA} = diagram K_{ok} = table)

correction factor K_{ok}

	63	125	250	500	1k	2k	4k	8k
TFF 080	16	9	6	0	-3	-11	-16	-20
TFF 100	19	8	6	1	-7	-15	-19	-21
TFF 125	24	10	4	-2	-8	-15	-20	-19
TFF 150	23	11	5	-2	-9	-14	-18	-23
TFF 160	23	11	5	-2	-9	-14	-18	-23
TFF 200	19	9	8	0	-7	-13	-17	-21
TFF 125 + THOR	14	8	9	-1	-5	-11	-15	-17
TFF 160 + THOR	15	7	10	-1	-7	-15	-18	-21
TFF 200 + THOR	18	8	7	-1	-4	-11	-13	-15
Tolerance	±6	±5	±2	±2	±2	±2	±2	±3



Name: **TFF 125 SUPPL VALVE RAL9016** | Item no.: **19907**

4 / 5

Document type: **Product card** | Document date: **2019-06-11** | Generated by: **Online catalogue**

Get In Touch

Call: [0845 6880112](tel:08456880112)
 Email: info@adremit.co.uk

Our Address

Puravent, Adremit Limited, Unit 5a, Commercial Yard,
 Settle, North Yorkshire, BD24 9RH



Specification text

Type: TFF

Circular supply air-valve, white.

Supply air-valve for wall/ceiling mounting.

TFF consists of inlet part and central plate.

Coated with sound-absorbent material.

Pivotable central plate for regulation of air stream.

Material:

Steel sheet, powder coated in RAL 9016

Mounting:

Directly to circular duct or with mounting frame.

TFF has clip-springs to provide easy mounting into duct or with mounting frames RFU/RFP.

- up to size 160mm, mounting frames are optional

- at size 200mm, Systemair recommends to use RFU/RFP 200

Get In Touch



Call: [0845 6880112](tel:08456880112)



Email: info@adremit.co.uk

Our Address

Puravent, Adremit Limited, Unit 5a, Commercial Yard,
Settle, North Yorkshire, BD24 9RH