

# HCH/ATEX HCT/ATEX

**HCH/ATEX: Robust wall-mounted axial fans with ATEX certification**  
**HCT/ATEX: Robust long-cased axial fans with ATEX certification**



Ex "e" marked:  $\text{C}\text{E}\text{C}\text{E}\text{X}$  II 2G Ex e  
 Ex "d" marked:  $\text{C}\text{E}\text{C}\text{E}\text{X}$  II 2G Ex d  
 Ex tc marked:  $\text{C}\text{E}\text{C}\text{E}\text{X}$  II 3D Ex tc  
 Ex tb marked:  $\text{C}\text{E}\text{C}\text{E}\text{X}$  II 2D Ex tb  
**Notified authority: L.O.M**  
**Identification No: LOM3ATEX0157**



HCH/ATEX



HCT/ATEX

Circular axial fans (HCH) or Long-cased fans (HCT) with ATEX certification, CEE ExII2G Ex e, explosion-proof and CEE ExII2G Ex d, Ex tc, or Ex tb flame-resistant motor to work in explosive atmospheres.

**Fan:**

- HCH/ATEX: Support ring in sheet steel with aluminium strip in the impeller area in accordance with Standard EN-14986:2007
- HCT/ATEX: Sheet steel long casing with aluminium strip in the impeller area in accordance with Standard EN-14986:2007
- Impeller made from cast aluminium
- Incorporates with inspection hatch (HCT)
- Airflow direction from motor to impeller

**Motor:**

- Class F motors with ball bearings and ATEX certification, Ex e explosion-proof and Ex d, Ex tc, or Ex tb flame-resistant
- Three phase, 50Hz, 230/400V motors up to and including 4kW. 400/690V over 4kW
- Fan working temperature: -20°C + 40°C

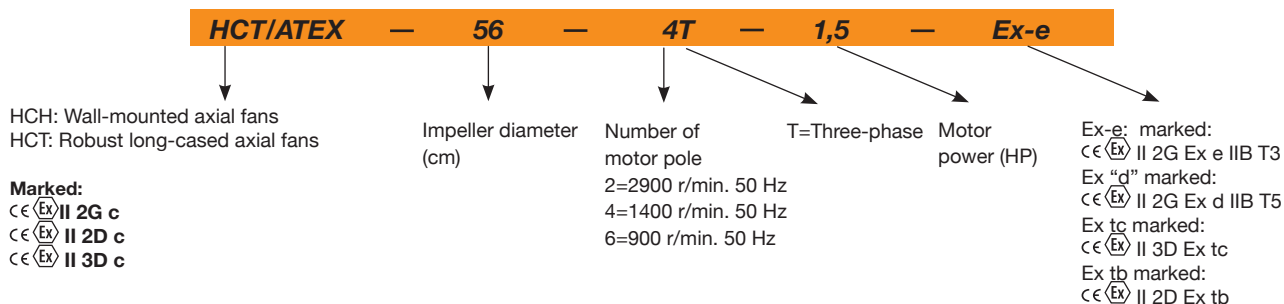
**Finish:**

- Rust retardant finish with ATEX paint, containing no ferrous components, in polyester resin polymerised at 190°C, after phosphate free pre-treatment

**On request:**

- Built-in motors with PTC
- Special windings for different electrical supplies and frequencies
- ATEX construction for different categories
- Fans with two-speed motor.
- Ex d flame-resistant single-phase motors

**Order code**



**Technical characteristics**

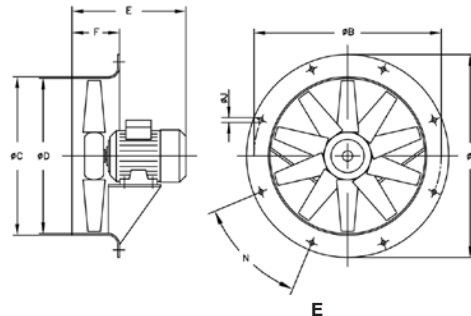
Model	Speed (r/min)	Maximum current admissible (A)			Installed power (kW)	Maximum airflow (m³/h)	Sound pressure level dB(A)	Approx. weight with motor (Kg)	
		230V	400V	690V				Ex-e	Ex-d
HCH/ATEX HCT/ATEX 35-2T	2770	2.08	1.20	0.37	5750	77	13	23	
HCH/ATEX HCT/ATEX 35-4T	1400	1.28	0.74	0.12	3100	59	12	19	
HCH/ATEX HCT/ATEX 40-2T-1.5	2850	4.50	2.60	1.10	8800	84	27	40	
HCH/ATEX HCT/ATEX 40-4T-0.33	1370	2.08	1.20	0.25	5150	64	21	30	
HCT/ATEX 45-2T-2	2800	6.24	3.60	1.50	10650	86	30	49	
HCT/ATEX 45-2T-3	2860	8.66	5.00	2.20	12750	88	33	54	
HCH/ATEX HCT/ATEX 45-4T-0.5	1370	2.60	1.50	0.37	7100	68	25	33	
HCT/ATEX 50-4T-0.75	1410	2.94	1.70	0.55	10400	70	27	41	
HCH/ATEX HCT/ATEX 56-4T-0.75	1410	2.94	1.70	0.55	11050	72	32	46	
HCH/ATEX HCT/ATEX 56-4T-1	1410	3.81	2.20	0.75	12950	73	34	47	
HCH/ATEX HCT/ATEX 56-4T-1.5	1410	5.20	3.00	1.10	14000	74	36	55	
HCH/ATEX HCT/ATEX 56-4T-2	1400	6.93	4.00	1.50	15300	75	39	59	
HCH/ATEX HCT/ATEX 56-6T-0.33	910	2.42	1.40	0.25	8500	61	31	39	
HCH/ATEX HCT/ATEX 56-6T-0.5	935	2.77	1.60	0.37	9300	61	34	43	
HCH/ATEX HCT/ATEX 56-6T-0.75	930	3.46	2.00	0.55	10000	62	34	47	
HCH/ATEX HCT/ATEX 63-4T-1	1410	3.81	2.20	0.75	14150	73	43	56	
HCH/ATEX HCT/ATEX 63-4T-1.5	1410	5.20	3.00	1.10	17000	74	45	64	
HCH/ATEX HCT/ATEX 63-4T-2	1400	6.93	4.00	1.50	18900	75	48	68	
HCH/ATEX HCT/ATEX 63-4T-3	1410	9.01	5.20	2.20	22100	76	53	76	
HCH/ATEX HCT/ATEX 63-4T-4	1440	12.30	7.10	3.00	25400	77	56	79	

Technical characteristics

Model			Speed (r/min)	Maximum current admissible (A)			Installed power (kW)	Maximum airflow (m³/h)	Sound pressure level dB(A)	Approx. weight with motor (KG)	
				230V	400V	690V				Ex-e	Ex-d
HCH/ATEX	HCT/ATEX	63-6T-0.5	935	2.77	1.60		0.37	12150	64	43	52
HCH/ATEX	HCT/ATEX	63-6T-0.75	930	3.46	2.00		0.55	12750	65	43	56
HCH/ATEX	HCT/ATEX	63-6T-1	930	4.16	2.40		0.75	13800	66	45	64
HCH/ATEX	HCT/ATEX	71-4T-1.5	1410	5.20	3.00		1.10	19750	78	51	70
HCH/ATEX	HCT/ATEX	71-4T-2	1400	6.93	4.00		1.50	21100	79	54	74
HCH/ATEX	HCT/ATEX	71-4T-3	1410	9.01	5.20		2.20	23950	81	60	83
HCH/ATEX	HCT/ATEX	71-4T-4	1440	12.30	7.10		3.00	29400	82	63	86
HCH/ATEX	HCT/ATEX	71-6T-0.75	930	3.46	2.00		0.55	15150	67	49	62
HCH/ATEX	HCT/ATEX	71-6T-1	930	4.16	2.40		0.75	17250	68	51	70
HCH/ATEX	HCT/ATEX	71-6T-1.5	910	5.89	3.40		1.10	20950	69	54	75
HCH/ATEX	HCT/ATEX	80-4T-3	1410	9.01	5.20		2.20	28000	82	69	92
HCH/ATEX	HCT/ATEX	80-4T-4	1440	12.30	7.10		3.00	32700	83	72	95
HCH/ATEX	HCT/ATEX	80-4T-5.5	1450	15.76	9.10		4.00	37200	84	74	98
HCH/ATEX	HCT/ATEX	80-6T-1	930	4.16	2.40		0.75	20600	71	60	79
HCH/ATEX	HCT/ATEX	80-6T-1.5	910	5.89	3.40		1.10	24250	72	63	84
HCH/ATEX	HCT/ATEX	80-6T-2	940	7.62	4.40		1.50	28000	73	71	95
HCH/ATEX	HCT/ATEX	80-6T-3	940	9.35	5.40		2.20	32500	74	74	98
HCH/ATEX	HCT/ATEX	90-4T-4	1440	12.30	7.10		3.00	37750	87	87	110
HCH/ATEX	HCT/ATEX	90-4T-5.5	1450	15.76	9.10		4.00	41850	89	90	114
HCH/ATEX	HCT/ATEX	90-4T-7.5	1440		12.00	6.93	5.50	47000	91	103	142
HCH/ATEX	HCT/ATEX	90-4T-10	1448		16.30	9.41	7.50	53000	92	111	145
HCH/ATEX	HCT/ATEX	90-6T-2	940	7.62	4.40		1.50	30000	77	86	110
HCH/ATEX	HCT/ATEX	90-6T-3	940	9.35	5.40		2.20	35000	78	90	114
HCH/ATEX	HCT/ATEX	90-6T-4	945	14.72	8.50		3.00	40000	79	102	142
HCH/ATEX	HCT/ATEX	100-4T-7.5	1440		12.00	6.93	5.50	52500	92	115	154
HCH/ATEX	HCT/ATEX	100-4T-10	1448		16.30	9.41	7.50	58500	93	122	156
HCH/ATEX	HCT/ATEX	100-4T-15	1460		23.80	13.74	11.00	68000	94	159	256
HCH/ATEX	HCT/ATEX	100-4T-20	1450		30.60	17.67	15.00	71850	95	178	279
HCH/ATEX	HCT/ATEX	100-6T-3	940	9.35	5.40		2.20	40500	82	101	125
HCH/ATEX	HCT/ATEX	100-6T-4	945	14.72	8.50		3.00	46950	83	113	153
HCH/ATEX	HCT/ATEX	100-6T-5.5	950	18.88	10.90		4.00	52000	84	120	156

Dimensions in mm

HCH/ATEX



Model	ØA	ØB	ØC	ØD	E															F	ØJ	N
					0.16	0.33	0.5	0.75	1	1.5	2	3	4	5.5	7.5	10	15	20				
HCH-35-2	425	395	358	355	--	--	285	--	--	--	--	--	--	--	--	--	--	110	10	8x45°		
HCH-35-4	425	395	358	355	257	--	--	--	--	--	--	--	--	--	--	--	--	110	10	8x45°		
HCH-40-2	490	450	414	410	--	--	--	--	314	--	--	--	--	--	--	--	--	120	12	8x45°		
HCH-40-4	490	450	414	410	--	305	--	--	--	--	--	--	--	--	--	--	--	120	12	8x45°		
HCH-45-4	540	500	464	460	--	--	295	--	--	--	--	--	--	--	--	--	--	120	12	8x45°		
HCH-45-6	540	500	464	460	--	295	--	--	--	--	--	--	--	--	--	--	--	120	12	8x45°		
HCH-56-4	660	620	564	560	--	--	--	316	316	330	354	--	--	--	--	--	--	120	12	12x30°		
HCH-56-6	660	620	564	560	--	298	316	316	--	--	--	--	--	--	--	--	--	120	12	12x30°		
HCH-63-4	730	690	645	640	--	--	--	--	332	340	366	420	420	--	--	--	--	150	12	12x30°		
HCH-63-6	730	690	645	640	--	--	332	332	340	--	--	--	--	--	--	--	--	150	12	12x30°		
HCH-71-4	810	770	715	710	--	--	--	--	--	334	360	430	430	--	--	--	--	150	12	16x22°30'		
HCH-71-6	810	770	715	710	--	--	--	323	334	360	--	--	--	--	--	--	--	150	12	16x22°30'		
HCH-80-4	900	860	805	800	--	--	--	--	--	--	--	425	425	445	--	--	--	180	12	16x22°30'		
HCH-80-6	900	860	805	800	--	--	--	--	360	386	425	445	--	--	--	--	--	180	12	16x22°30'		
HCH-90-4	1015	970	906	900	--	--	--	--	--	--	--	436	430	465	465	--	--	180	12	16x22°30'		
HCH-90-6	1015	970	906	900	--	--	--	--	--	436	430	465	--	--	--	--	--	180	12	16x22°30'		
HCH-100-4	1115	1070	1006	1000	--	--	--	--	--	--	--	--	--	480	503	612	612	200	15	16x22°30'		
HCH-100-6	1115	1070	1006	1000	--	--	--	--	--	--	440	503	503	--	--	--	--	200	15	16x22°30'		

The measures correspond to the Ex "e" version

Get In Touch

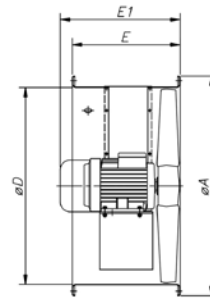
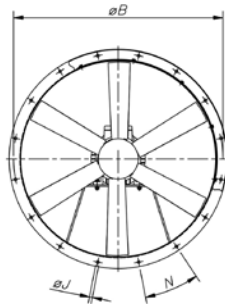
Call: 0845 6880112  
Email: info@adremit.co.uk

Our Address

Puravent, Adremit Limited, Unit 5a, Commercial Yard, Settle, North Yorkshire, BD24 9RH

Dimensions in mm

HCT/ATEX



Model	$\varnothing A$	$\varnothing B$	D	E	E1	$\varnothing J$	N
HCT-35-2T/ATEX	425	395	355	280	306	10	8x45°
HCT-35-4T/ATEX	425	395	355	280	322	10	8x45°
HCT-40-2T-1.5/ATEX	490	450	410	400	400	12	8x45°
HCT-40-4T-0.33/ATEX	490	450	410	400	400	12	8x45°
HCT-45-2T-2/ATEX	540	500	460	400	422	12	8x45°
HCT-45-2T-3/ATEX	540	500	460	400	422	12	8x45°
HCT-45-4T-0.5/ATEX	540	500	460	400	400	12	8x45°
HCT-50-4T-0.75/ATEX	600	560	514	400	400	12	12x30°
HCT-56-4T-0.75/ATEX	660	620	560	400	400	12	12x30°
HCT-56-4T-1/ATEX	660	620	560	400	400	12	12x30°
HCT-56-4T-1.5/ATEX	660	620	560	400	422	12	12x30°
HCT-56-4T-2/ATEX	660	620	560	400	422	12	12x30°
HCT-56-6T-0.33/ATEX	660	620	560	400	400	12	12x30°
HCT-56-6T-0.5/ATEX	660	620	560	400	400	12	12x30°
HCT-56-6T-0.75/ATEX	660	620	560	400	400	12	12x30°
HCT-63-4T-1/ATEX	730	690	640	400	400	12	12x30°
HCT-63-4T-1.5/ATEX	730	690	640	400	422	12	12x30°
HCT-63-4T-2/ATEX	730	690	640	400	422	12	12x30°
HCT-63-4T-3/ATEX	730	690	640	500	500	12	12x30°
HCT-63-4T-4/ATEX	730	690	640	500	500	12	12x30°
HCT-63-6T-0.5/ATEX	730	690	640	400	400	12	12x30°
HCT-63-6T-0.75/ATEX	730	690	640	400	400	12	12x30°
HCT-63-6T-1/ATEX	730	690	640	400	422	12	12x30°
HCT-71-4T-1.5/ATEX	810	770	710	430	442	12	16x22°30'
HCT-71-4T-2/ATEX	810	770	710	430	442	12	16x22°30'
HCT-71-4T-3/ATEX	810	770	710	500	500	12	16x22°30'

Model	$\varnothing A$	$\varnothing B$	D	E	E1	$\varnothing J$	N
HCT-71-4T-4/ATEX	810	770	710	500	500	12	16x22°30'
HCT-71-6T-0.75/ATEX	810	770	710	430	430	12	16x22°30'
HCT-71-6T-1/ATEX	810	770	710	500	442	12	16x22°30'
HCT-71-6T-1.5/ATEX	810	770	710	500	442	12	16x22°30'
HCT-80-4T-3/ATEX	900	860	800	500	500	12	16x22°30'
HCT-80-4T-4/ATEX	900	860	800	500	500	12	16x22°30'
HCT-80-4T-5.5/ATEX	900	860	800	500	519	12	16x22°30'
HCT-80-6T-1/ATEX	900	860	800	500	500	12	16x22°30'
HCT-80-6T-1.5/ATEX	900	860	800	500	500	12	16x22°30'
HCT-80-6T-2/ATEX	900	860	800	500	500	12	16x22°30'
HCT-80-6T-3/ATEX	900	860	800	500	519	12	16x22°30'
HCT-90-4T-4/ATEX	1015	970	900	600	600	15	16x22°30'
HCT-90-4T-5.5/ATEX	1015	970	900	600	600	15	16x22°30'
HCT-90-4T-7.5/ATEX	1015	970	900	600	636	15	16x22°30'
HCT-90-4T-10/ATEX	1015	970	900	600	716	15	16x22°30'
HCT-90-6T-2/ATEX	1015	970	900	600	600	15	16x22°30'
HCT-90-6T-3/ATEX	1015	970	900	600	600	15	16x22°30'
HCT-90-6T-4/ATEX	1015	970	900	600	636	15	16x22°30'
HCT-100-4T-7.5/ATEX	1115	1070	1000	600	636	15	16x22°30'
HCT-100-4T-10/ATEX	1115	1070	1000	600	716	15	16x22°30'
HCT-100-4T-15/ATEX	1115	1070	1000	700	738	15	16x22°30'
HCT-100-4T-20/ATEX	1115	1070	1000	700	738	15	16x22°30'
HCT-100-6T-3/ATEX	1115	1070	1000	600	600	15	16x22°30'
HCT-100-6T-4/ATEX	1115	1070	1000	600	636	15	16x22°30'
HCT-100-6T-5.5/ATEX	1115	1070	1000	600	716	15	16x22°30'

The measures correspond to the Ex "e" version

Acoustic features

The specified values are determined according to free field measurements of pressure and sound levels in dB(A) at an equivalent distance of twice the fan's span plus the impeller's diameter, with a minimum of 1.5 m.

Sound power Lw(A) spectrum in dB(A) via frequency band in Hz.

Model	63	125	250	500	1000	2000	4000	8000
35-2T	48	63	82	81	82	81	76	67
35-4T	30	45	64	63	64	63	58	49
40-2T-1.5	55	70	89	88	89	88	83	74
40-4T-0.33	35	50	69	68	69	68	63	54
45-2T-2	51	68	80	88	93	93	89	82
45-2T-3	53	70	82	90	95	95	91	84
45-4T-0.5	33	50	62	70	75	75	71	64
50-4T-0.75	37	54	67	74	79	80	75	68
56-4T-0.75	47	67	75	80	82	79	72	61
56-4T-1	48	68	76	81	83	80	73	62
56-4T-1.5	49	69	77	82	84	81	74	63
56-4T-2	50	70	78	83	85	82	75	64
56-6T-0.33	36	56	64	69	71	68	61	50
56-6T-0.5	36	56	64	69	71	68	61	50
56-6T-0.75	37	57	65	70	72	69	62	51
63-4T-1	50	70	78	83	85	82	75	64
63-4T-1.5	51	71	79	84	86	83	76	65
63-4T-2	52	72	80	85	87	84	77	66
63-4T-3	53	73	81	86	88	85	78	67
63-4T-4	54	74	82	87	89	86	79	68
63-6T-0.5	41	61	69	74	76	73	66	55
63-6T-0.75	42	62	70	75	77	74	67	56
63-6T-1	43	63	71	76	78	75	68	57
71-4T-1.5	55	75	83	88	90	87	80	69
71-4T-2	56	76	84	89	91	88	81	70
71-4T-3	58	78	86	91	93	90	83	72

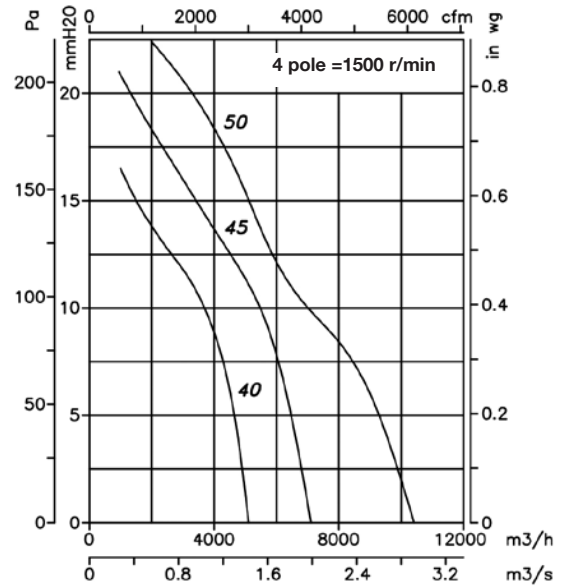
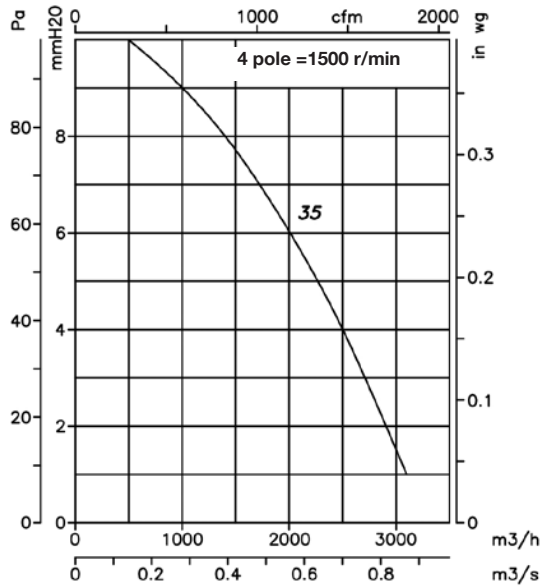
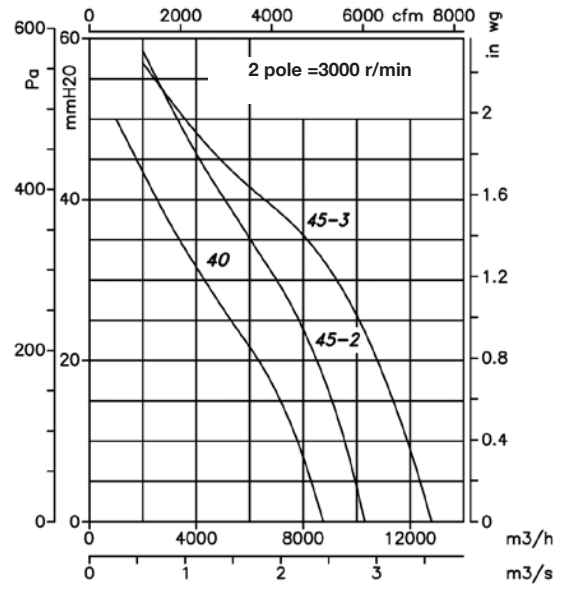
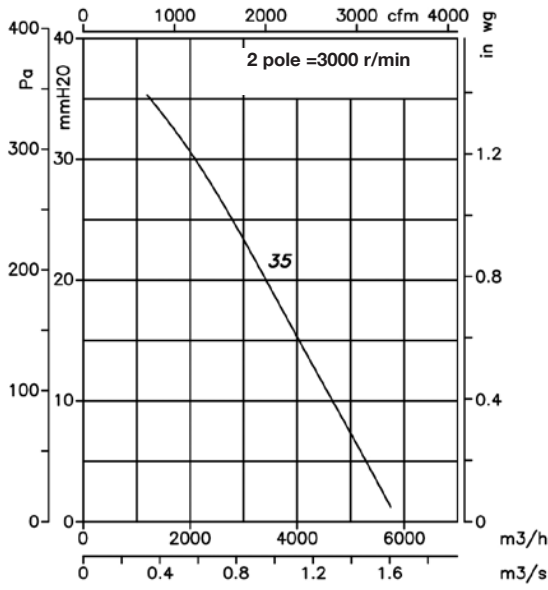
Model	63	125	250	500	1000	2000	4000	8000
71-4T-4	59	79	87	92	94	91	84	73
71-6T-0.75	44	64	72	77	79	76	69	58
71-6T-1	45	65	73	78	80	77	70	59
71-6T-1.5	46	66	74	79	81	78	71	60
80-4T-3	59	79	87	92	94	91	84	73
80-4T-4	60	80	88	93	95	92	85	74
80-4T-5.5	61	81	89	94	96	93	86	75
80-6T-1	48	68	76	81	83	80	73	62
80-6T-1.5	49	69	77	82	84	81	74	63
80-6T-2	50	70	78	83	85	82	75	64
80-6T-3	51	71	79	84	86	83	76	65
90-4T-4	65	86	93	98	101	97	90	79
90-4T-5.5	67	88	95	100	103	99	92	81
90-4T-7.5	69	90	97	102	105	101	94	83
90-4T-10	70	91	98	103	106	102	95	84
90-6T-2	55	76	83	88	91	87	80	69
90-6T-3	56	77	84	89	92	88	81	70
90-6T-4	57	78	85	90	93	89	82	71
100-4T-7.5	72	92	100	105	107	104	97	86
100-4T-10	73	93	101	106	108	105	98	87
100-4T-15	74	94	102	107	109	106	99	88
100-4T-20	75	95	103	108	110	107	100	89
100-6T-3	62	82	90	95	97	94	87	76
100-6T-4	63	83	91	96	98	95	88	77
100-6T-5.5	64	84	92	97	99	96	89	78



Characteristic curves

Q = Airflow in m<sup>3</sup>/h, m<sup>3</sup>/s and cfm.

Pe = Static pressure in mmH<sub>2</sub>O, Pa and inwg.



Get In Touch

Call: 0845 6880112  
Email: [info@adremit.co.uk](mailto:info@adremit.co.uk)

Our Address

Puravent, Adremit Limited, Unit 5a, Commercial Yard, Settle, North Yorkshire, BD24 9RH

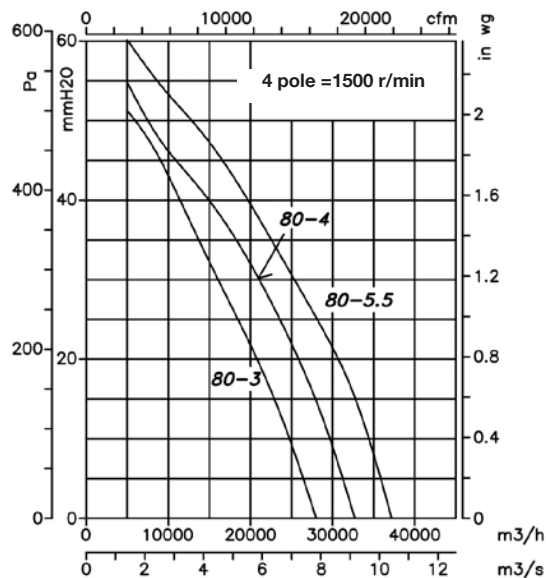
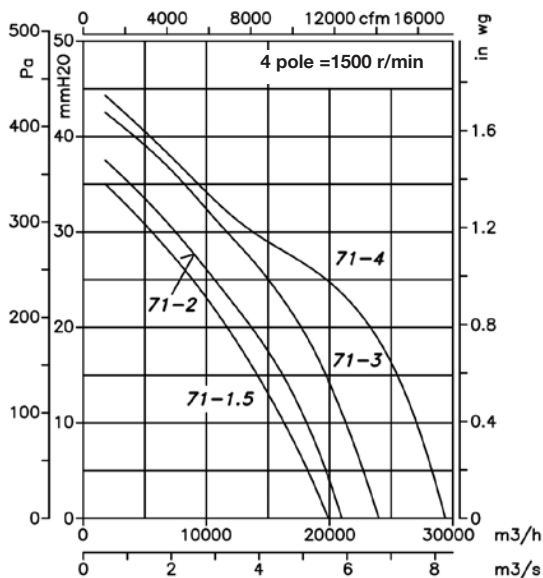
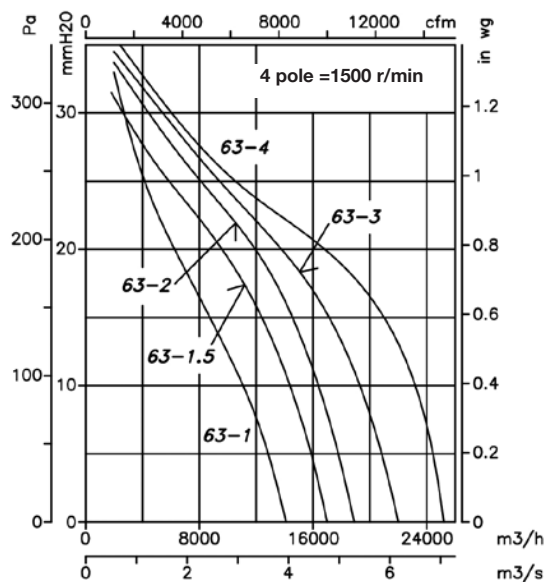
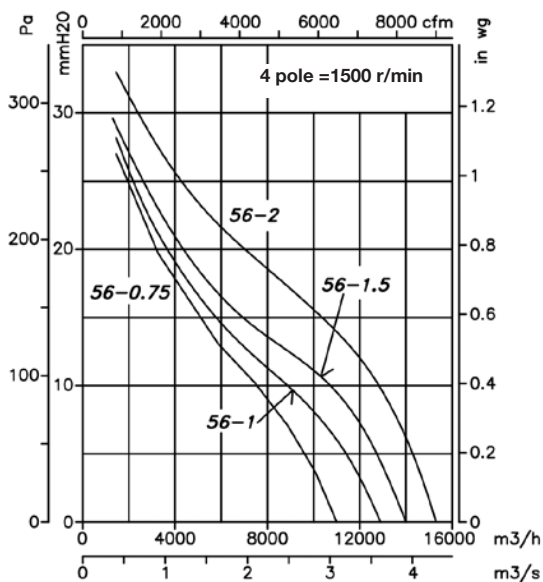




Characteristic curves

Q = Airflow in m<sup>3</sup>/h, m<sup>3</sup>/s and cfm.

Pe= Static pressure in mmH<sub>2</sub>O, Pa and inwg.



Get In Touch

Call: 0845 6880112  
Email: [info@adremit.co.uk](mailto:info@adremit.co.uk)

Our Address

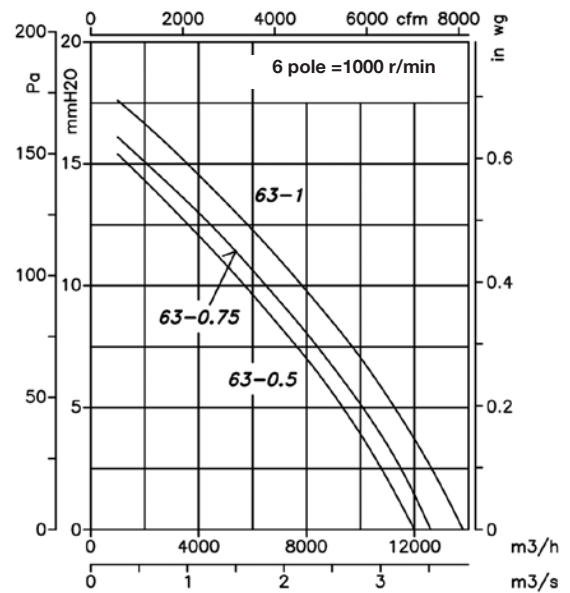
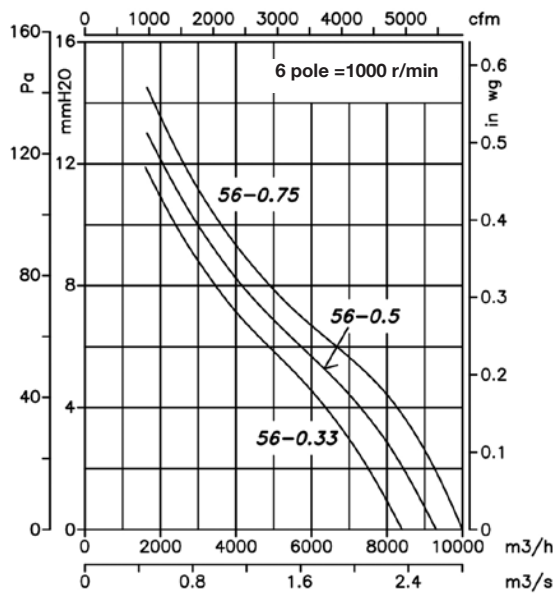
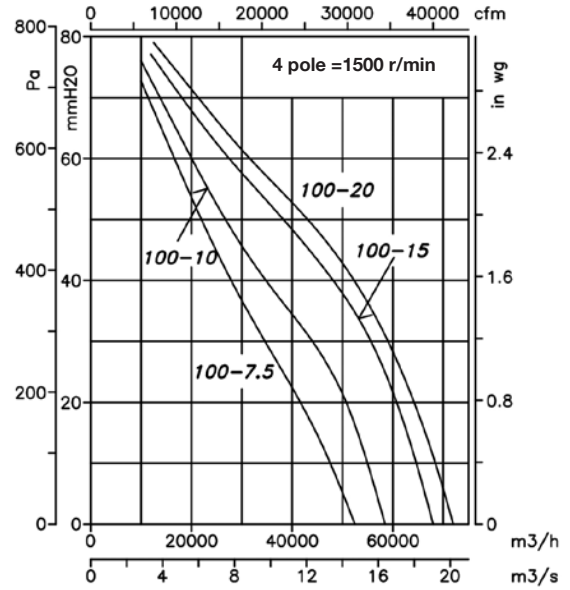
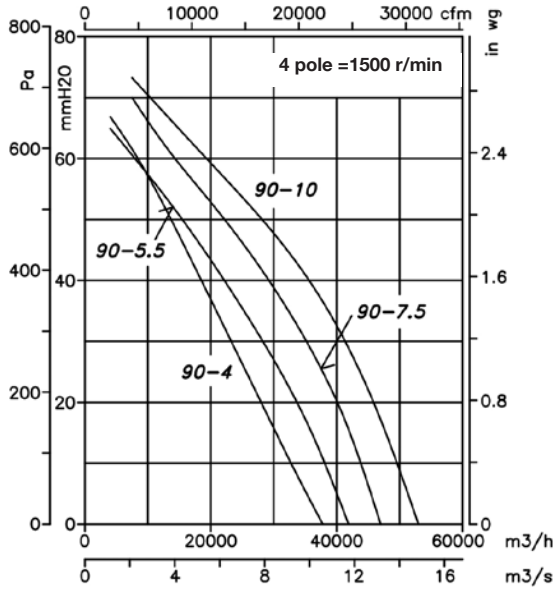
Puravent, Adremit Limited, Unit 5a, Commercial Yard, Settle, North Yorkshire, BD24 9RH



Characteristic curves

Q = Airflow in m<sup>3</sup>/h, m<sup>3</sup>/s and cfm.

Pe = Static pressure in mmH<sub>2</sub>O, Pa and inwg.



Get In Touch

Call: 0845 6880112  
Email: [info@adremit.co.uk](mailto:info@adremit.co.uk)

Our Address

Puravent, Adremit Limited, Unit 5a, Commercial Yard, Settle, North Yorkshire, BD24 9RH

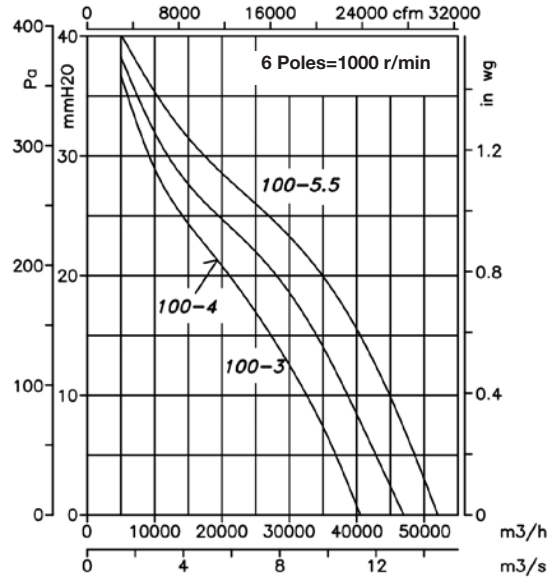
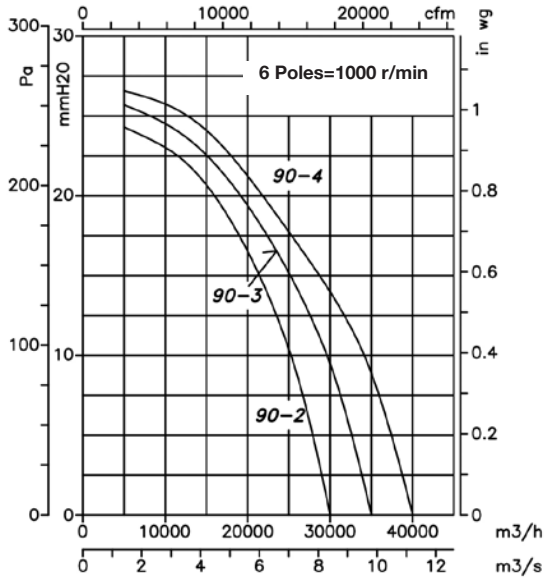
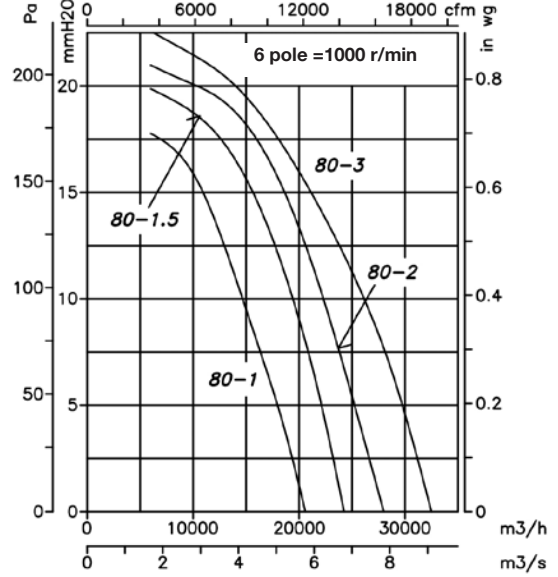
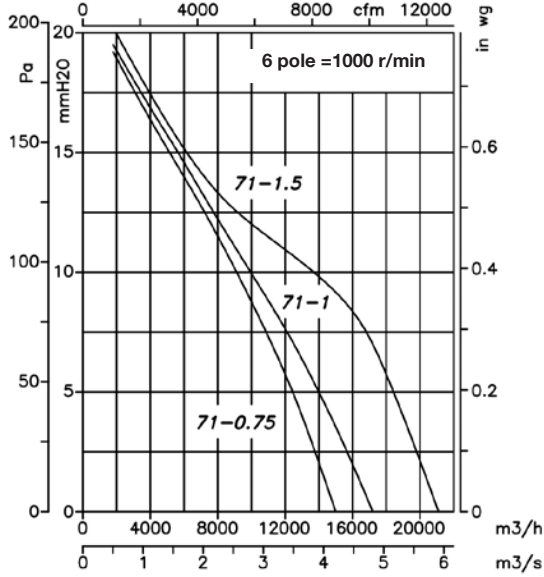




Characteristic curves

Q = Airflow in m<sup>3</sup>/h, m<sup>3</sup>/s and cfm.

Pe= Static pressure in mmH<sub>2</sub>O, Pa and inwg.



Accessories

See accessories section.



Get In Touch

Call: 0845 6880112  
 Email: [info@adremit.co.uk](mailto:info@adremit.co.uk)

Our Address

Puravent, Adremit Limited, Unit 5a, Commercial Yard,  
 Settle, North Yorkshire, BD24 9RH