



**RF3500
AIR MOVER
USER MANUAL**



Get In Touch

 Call: [0845 6880112](tel:08456880112)
 Email: info@adremit.co.uk

Our Address

Puravent, Adremit Limited, Unit 5a, Commercial Yard,
Settle, North Yorkshire, BD24 9RH

UNPACKING

Remove your EIPL RF3500 from its packing carton and wrapping, visually inspect for any signs of transit damage. If there are any signs of damage, do not operate your unit. Call your supplier immediately for advice. Do not discard the packing for it will be useful for transporting your unit in the future.

TRANSPORTATION

Do not drop or abuse your Air Mover during transit for risk of damage to both the motor and housing.

INTRODUCTION

The RF3500 should only be operated in the horizontal position and with the unit standing on a firm and level floor. A flexible duct can be attached to the either inlet or outlet to transport the air over longer distances. Connection to the RF3500 is done by using the quick release "belted cuff", unique to the EIPL RF3500.

OPERATING PROCEDURES

Connect the power cord into a grounded electrical outlet and press the power switch to the 'I' position. If you have no power or hear any loud or abnormal noises then consult your supplier.

Since the RF3500 has a considerably high suction power, always ensure that the inlet grille is kept free of any obstruction.

To switch the unit off, press the power switch to the 'O' position and disconnect from the electrical outlet.

ELECTRICAL CONNECTION

If the appliance is fitted with a plug for which your socket is unsuitable, then it should be cut off and an appropriate plug fitted.

This appliance complies with the suppression requirements of the EEC direction 82/199/EEC as embodied in BS800:1988.

IMPORTANT:- The wires in this mains lead are coloured in accordance with the following code:-

Green / Yellow	Earth
Blue	Neutral
Brown	Live

Only 13amp fuses that are STA approved to BS1362 should be used. Fuse covers must be refitted after replacement of the fuse.

As the colours of the wires in the mains lead of this appliance may not correspond with the coloured markings identifying the terminals in your own plug, proceed as follows:

The wire which is coloured Green and Yellow must be connected to the terminal in the plug which is marked with the letter E or by the Earth Symbol or coloured Green and Yellow. The wire which is coloured Blue must be connected to the terminal in the plug which is marked with the letter N or coloured Black. The wire which is coloured Brown must be connected to the terminal which is marked with the letter L or coloured Red.

You must dispose of the non rewirable plug once it has been removed from the flexible cord. It is dangerous to attempt to insert the plug into any electrical socket elsewhere in the house. If the flexible cord becomes damaged it must be replaced by an identical cord.


SERVICE

This machine should be serviced by qualified EIPL personnel or other persons having technical competence and following the instructions in the manual.

TECHNICAL SPECIFICATIONS

RF3500	110V/60Hz/1 PH	Power (W)	600
Height	18.7"	Max running current	6A
Width	16.2"	Airflow (M3/Hr)	3600
Depth	15.6"		
Weight	23.2lbs		

Get In Touch

 Call: [0845 6880112](tel:08456880112)
 Email: info@adremit.co.uk

Our Address

Puravent, Adremit Limited, Unit 5a, Commercial Yard,
Settle, North Yorkshire, BD24 9RH

IF YOUR RF3500 FAILS TO OPERATE



1. Check that the plug is fully pushed into the socket and is switched on.
2. Check with some other electrical device that the wall socket is "live". If it is not, contact a qualified electrician.

Should the above remedies not work, then disconnect from the mains. Contact your supplier. DO NOT attempt to repair the unit or unscrew the outer casing.

WARNINGS

- This appliance can be used by children from 8 years and above and persons with reduced physical, sensory or mental capabilities or lack of experience and knowledge if they have been given supervision or instruction concerning use of the application in a safe way and understand the hazards involved.
- Children shall not play with the appliance.
- This machine should be serviced by qualified Ebac personnel or other persons having technical competence servicing refrigeration equipment following the instructions in the Ebac service manual.
- Ebac service manuals and spares lists are available upon request by contacting your local Ebac distributor.
- Never operate the unit in a bathroom or swimming pool area
- Do not use the machine if the power cord or case are damaged.
- Do not poke objects into any of the grilles on the machine.
- Do not cover or obstruct the air inlet or outlet.
- This machine complies with the electromagnetic compatibility 1992 regulations.
- This machine has been manufactured in the United Kingdom.
- This appliance can be used by children from 8 years and above and persons with reduced physical, sensory or mental capabilities or lack of experience and knowledge if they have been given supervision or instruction concerning use of the application in a safe way and understand the hazards involved. Children shall not play with the appliance. Cleaning and user maintenance shall not be made by children without supervision.
- Ensure that the fan is switched off from the supply mains before removing the guard.
- If the supply cord is damaged, it must be replaced by the manufacturer, its service agent or similarly qualified persons in order to avoid hazard.

Get In Touch

 Call: [0845 6880112](tel:08456880112)
 Email: info@adremit.co.uk

Our Address

Puravent, Adremit Limited, Unit 5a, Commercial Yard,
Settle, North Yorkshire, BD24 9RH



UK Head Office

Ebac Industrial Products Ltd
St Helens Trading Estate
Bishop Auckland
County Durham
DL14 9AD

Tel: +44 (0) 1388 664400
Fax: +44 (0) 1388 662590

www.eipl.co.uk
sales@eipl.co.uk

American Sales Office

Ebac Industrial Products Inc
700 Thimble Shoals Blvd.
Suite 109, Newport News
Virginia, 23606-2575
USA

Tel: +01 757 873 6800
Fax: +01 757 873 3632

www.ebacusa.com
sales@ebacusa.com

German Sales Office

Ebac Industrial Products Ltd.
Gartenfelder Str. 29-37
Gebäude 35
D-13599, Berlin
Germany

Tel: +49 3043 557241
Fax: +49 3043 557240

www.eip-ltd.de
sales@eip-ltd.de

Get In Touch

 **Call:** 0845 6880112
 **Email:** info@adremit.co.uk

Our Address

Puravent, Adremit Limited, Unit 5a, Commercial Yard,
Settle, North Yorkshire, BD24 9RH