

# QZI3000

## INDUSTRIAL HEATER

### OWNER'S MANUAL



[www.eipl.co.uk](http://www.eipl.co.uk)

Page 1 of 8

#### Get In Touch

 Call: [0845 6880112](tel:08456880112)  
 Email: [info@adremit.co.uk](mailto:info@adremit.co.uk)

#### Our Address

Puravent, Adremit Limited, Unit 5a, Commercial Yard,  
Settle, North Yorkshire, BD24 9RH

## QZI3000

# PACKAGE CONTENTS

Item	Description	Quantity
10961RD-US	Heater	1
TPC359	Manual	1

#### Get In Touch

 Call: [0845 6880112](tel:08456880112)  
 Email: [info@adremit.co.uk](mailto:info@adremit.co.uk)

#### Our Address

Puravent, Adremit Limited, Unit 5a, Commercial Yard,  
Settle, North Yorkshire, BD24 9RH


## UNPACKING

Carefully remove the heater from its transit box and visually check for signs of transit damage. If there is evidence of damage DO NOT attempt to operate the unit, call your supplier for advice. Do not discard the packing, it will be useful when transporting the heater in the future.

### IMPORTANT – READ ALL SECTIONS BEFORE OPERATING

1. Models are available in 110V or 240V operation. Check that the unit is suitable for the power supply by checking the details on the rating plate. An electric plug of the correct rating is supplied fitted to the unit.
2. Unwind the power cord fully before switching the unit on.
3. Do not operate the unit if there is any visible damage to the casing, power cord or plug.
4. If the supply cord is damaged, it must be replaced by the manufacturer, its service agent, or similarly qualified persons in order to avoid a hazard.
5. Warning: In order to avoid overheating, do not cover the heater.
6. Operate the unit on a level surface.
7. The heater must not be located immediately below a socket-outlet.
8. Do not use the heater in the immediate surroundings of a bath, a shower or a swimming pool.
9. Do not remove the covers, if a fault develops return the unit to supplier
10. Do not operate the unit with the safety grilles removed or if the coating on the heating elements is damaged.
11. Children are not to be left unsupervised around the heater.
12. Either one or both heating elements can be switched on, using the switches on the rear of the unit.
13. To switch the unit off, select '0' position on the on / off switch at the rear of the unit and disconnect from the power supply.
14. Allow the unit to cool for 10 minutes before handling or repositioning

#### Get In Touch

 Call: [0845 6880112](tel:08456880112)  
 Email: [info@adremit.co.uk](mailto:info@adremit.co.uk)

#### Our Address

Puravent, Adremit Limited, Unit 5a, Commercial Yard,  
Settle, North Yorkshire, BD24 9RH

15. The direction of the head can be rotated by slackening the knob on the right hand side of the unit, rotating the head and then retightening the knob.
16. Position the heater at least 2 meters away from the area to be heated and check to ensure overheating does not occur.
17. This appliance is very powerful, avoid looking directly into the heat source.
18. Never insert anything between the bars of the grille, even when the heater is turned off.
19. Do not use this heater with a programmer, timer, separate remote control system or any other device that switches the heater on automatically, since a fire risk exists if the heater is covered or positioned incorrectly. .


### SPARE PARTS LIST

<u>DESCRIPTION</u>	<u>PART NUMBER</u>
Heating Element	3031615
On / Off Switch	3035914
Power Selection Switch	3036778
Adjustment Knob	3101440
Handle	3090150
Rubber Foot	3088553
Wheel	3050120

Spare parts available online

[www.EIPLDIRECT.com](http://www.EIPLDIRECT.com)

#### Get In Touch

 Call: [0845 6880112](tel:08456880112)  
 Email: [info@adremit.co.uk](mailto:info@adremit.co.uk)

#### Our Address

Puravent, Adremit Limited, Unit 5a, Commercial Yard,  
Settle, North Yorkshire, BD24 9RH

## WARNINGS

This appliance can be used by children from 8 years and above and persons with reduced physical, sensory or mental capabilities or lack of experience and knowledge if they have been given supervision or instruction concerning use of the application in a safe way and understand the hazards involved.

Children shall not play with the appliance.

Cleaning and user maintenance shall not be made by children without supervision.

If the SUPPLY CORD is damaged, it must be replaced by the manufacturer, its service agent or similarly qualified person in order to avoid hazard.

This product contains fluorinated greenhouse gases covered by the Kyoto Protocol. The refrigeration system is hermetically sealed.

The Global Warming Potential (GWP) of refrigerants used in products manufactured by Ebac Industrial Products Ltd is as follows

R134a – 1300

R407c – 1610

For type and weight of refrigerant contained in this unit, please refer to the product data label

Due to the high pressures within the refrigeration circuit, under no circumstances must direct heat be applied to the evaporator coil in an attempt to remove the build-up of ice.

No attempt should be made to cut open any part of the refrigeration circuit due to high pressures and gas involved.

If the unit is switched off at the mains power supply for any reason, the unit must be allowed to stand at rest for at least three minutes before restarting.

### Get In Touch



Call: [0845 6880112](tel:08456880112)



Email: [info@adremit.co.uk](mailto:info@adremit.co.uk)



### Our Address

Puravent, Adremit Limited, Unit 5a, Commercial Yard,  
Settle, North Yorkshire, BD24 9RH



Drawing	: - TPC 359
Issue	: - 5
Date	: - 24/11/16

#### Get In Touch

 **Call:** [0845 6880112](tel:08456880112)  
 **Email:** [info@adremit.co.uk](mailto:info@adremit.co.uk)

#### Our Address



Puravent, Adremit Limited, Unit 5a, Commercial Yard,  
Settle, North Yorkshire, BD24 9RH





Drawing	: - TPC 359
Issue	: - 5
Date	: - 24/11/16

#### Get In Touch

 **Call:** [0845 6880112](tel:08456880112)  
 **Email:** [info@adremit.co.uk](mailto:info@adremit.co.uk)

#### Our Address

Puravent, Adremit Limited, Unit 5a, Commercial Yard,  
Settle, North Yorkshire, BD24 9RH



### **UK Head Office**

Ebac Industrial Products Ltd  
St Helens Trading Estate  
Bishop Auckland  
County Durham  
DL14 9AD

Tel: +44 (0) 1388 664400  
Fax: +44 (0) 1388 662590

[www.eipl.co.uk](http://www.eipl.co.uk)  
[sales@eipl.co.uk](mailto:sales@eipl.co.uk)

### **American Sales Office**

Ebac Industrial Products Inc  
700 Thimble Shoals Blvd.  
Suite 109, Newport News  
Virginia, 23606-2575  
USA

Tel: +01 757 873 6800  
Fax: +01 757 873 3632

[www.ebacusa.com](http://www.ebacusa.com)  
[sales@ebacusa.com](mailto:sales@ebacusa.com)

### **German Sales Office**

Ebac Industrial Products Ltd  
Miraustra 64 – 66  
13509  
Berlin  
Germany

Tel: +49 3043 557241  
Fax: +49 3043 557240

[www.eip-ltd.de](http://www.eip-ltd.de)  
[sales@eip-ltd.de](mailto:sales@eip-ltd.de)

#### **Get In Touch**

 **Call:** 0845 6880112  
 **Email:** [info@adremit.co.uk](mailto:info@adremit.co.uk)

#### **Our Address**

Puravent, Adremit Limited, Unit 5a, Commercial Yard,  
Settle, North Yorkshire, BD24 9RH