

PF400

OPERATING MANUAL



www.eipl.co.uk

Page 1 of 8

Get In Touch

 Call: [0845 6880112](tel:08456880112)
 Email: info@adremit.co.uk

Our Address

Puravent, Adremit Limited, Unit 5a, Commercial Yard,
Settle, North Yorkshire, BD24 9RH

INTRODUCTION

This user manual tells you how to operate the PF400. Please read thoroughly before operating the unit. If you have any questions please contact our Customer Services Department at the address shown at the back of this manual.

IMPORTANT

Your PF400 is packed in a plastic wrapping – please ensure that it is disposed of safely and where it will not be a danger to small children.

UNPACKING

Carefully remove the unit from its transit box and wrapping, and visually check for any signs of transit damage. If there are any signs of damage **DO NOT** attempt to operate the unit, call your supplier for advice. Retain the packaging for further use, or dispose of it considerately.

GENERAL

The PF400 should only be operated in the horizontal position and with the unit standing on a firm, level floor. A flexible duct can be attached to either inlet or outlet in order to transport the air over longer distances. Connection to the PF400 is done by using the quick release “Belted Cuff”, unique to the Ebac PF400 Ventilator. Connect the power cord to a suitable supply and the unit is ready for operation.

SWITCHING ON

The PF400 ON / OFF switch is located on the inside of the rear foot. To start the unit, depress the switch.

Since the PF400 a considerable high suction power, always ensure that the inlet grille is kept free of any obstruction during operation.

SWITCHING OFF

Set the ON / OFF to the OFF position. Turn off the power and disconnect.

ELECTRICAL CONNECTIONS



-WARNING-

THIS APPLIANCE MUST BE EARTHED

IMPORTANT – The wires in the mains lead are coloured in accordance with the following code:-

Blue	Neutral
Brown	Live
Green & Yellow	Earth

Get In Touch

 Call: 0845 6880112
 Email: info@adremit.co.uk

Our Address

Puravent, Adremit Limited, Unit 5a, Commercial Yard,
Settle, North Yorkshire, BD24 9RH

As the colours of the wires in the mains lead of this appliance may not correspond with the coloured markings identifying the terminals in your own plug, proceed as follows.



The wire which is coloured **Green & Yellow** must be connected to the terminal marked E or by the Earth Symbol or coloured Green or Green & Yellow.

The wire which is coloured **Blue** must be connected to the terminal in the plug which is marked with the letter N or coloured Black.

The wire which is coloured **Brown** must be connected to the terminal in the plug which is marked with the letter L or coloured Red.

You must safely dispose of the non rewirable plug once it has been removed from the flexible cord. It is dangerous to attempt to insert the plug into any electrical socket.

Get In Touch

 Call: [0845 6880112](tel:08456880112)
 Email: info@adremit.co.uk

Our Address

Puravent, Adremit Limited, Unit 5a, Commercial Yard,
Settle, North Yorkshire, BD24 9RH

CHANGING THE FUSE

Only 13amp fuses that are STA approved to BS1362 should be used.

NON REWIREABLE PLUGS

The fuse cover must be refitted after replacement of the fuse.

SERVICE

This machine should be serviced by qualified Ebac personnel or other persons having technical competence.



SPARES

Full spare parts listings are available upon request by contacting one of the Ebac Service Centres listed in this manual.

SAFETY -WARNING- THE FAN IS NOT FLAMEPROOF

- **DO NOT** use this unit in an environment for the extraction of **FLAMMABLE FUMES**.
- **DO NOT** use the unit if the cabinet or power cord is damaged.
- **DO NOT** insert objects into any the grille on the machine.
- **DO NOT** cover or obstruct airflow from the grilles.
- **DO NOT** operate the unit with the covers removed.
- **DO NOT** attempt any repairs should the unit fail to operate.
- **DO NOT** stand on the unit.
- **DO** check the plug on the equipment matches the supply.
- **DO** use this unit for the purpose for which it was designed.
- **DO** ensure the power cord and supply is earthed correctly.
- **DO** use a residual current device "RCD" where possible.

Get In Touch

 Call: [0845 6880112](tel:08456880112)
 Email: info@adremit.co.uk

Our Address

Puravent, Adremit Limited, Unit 5a, Commercial Yard,
Settle, North Yorkshire, BD24 9RH

TECHNICAL SPECIFICATION

	1092630	1092640	1092640EU
Height:	355 mm	355 mm	355 mm
Width:	363 mm	363 mm	363 mm
Depth:	350 mm	350 mm	350 mm
Weight:	19 Kg	19 Kg	19 Kg
Power:	550 W	550 W	550 W
Voltage:	110 V	230 V	230 V
Airflow:	3500 m3/hr	3500 m3/hr	3500 m3/hr
Static Pressure:	40 mm/wg	40 mm/wg	40 mm/wg
Fan Blade Diameter:	280 mm	280 mm	280 mm
Noise Level:	>70 Dba	>70 Dba	>70 Dba
Finish:	Epoxy Coated Zintec Steel		
Mobility:	Light Construction – Static Use Only		

Manufactured in the United Kingdom

Spare parts available online

www.EIPLDIRECT.com

Get In Touch

 **Call:** 0845 6880112
 **Email:** info@adremit.co.uk

Our Address

Puravent, Adremit Limited, Unit 5a, Commercial Yard,
Settle, North Yorkshire, BD24 9RH

WARNINGS

This appliance can be used by children from 8 years and above and persons with reduced physical, sensory or mental capabilities or lack of experience and knowledge if they have been given supervision or instruction concerning use of the application in a safe way and understand the hazards involved.

Children shall not play with the appliance.

Cleaning and user maintenance shall not be made by children without supervision.

If the SUPPLY CORD is damaged, it must be replaced by the manufacturer, its service agent or similarly qualified person in order to avoid hazard.

Get In Touch



Call: [0845 6880112](tel:08456880112)



Email: info@adremit.co.uk



Our Address

Puravent, Adremit Limited, Unit 5a, Commercial Yard,
Settle, North Yorkshire, BD24 9RH



Drawing	: - TPC386
Issue	: - 4
Date	: - 24/11/16

Get In Touch

 **Call:** [0845 6880112](tel:08456880112)
 **Email:** info@adremit.co.uk

Our Address

Puravent, Adremit Limited, Unit 5a, Commercial Yard,
Settle, North Yorkshire, BD24 9RH



EBAC SERVICE CENTRES

Ebac Industrial Products Ltd
St Helens Trading Estate
Bishop Auckland
County Durham
DL14 9AD

Tel: +44 (0) 1388 664400
Fax: +44 (0) 1388 662590

www.eipl.co.uk
sales@eipl.co.uk

Ebac Industrial Products Inc
700 Thimble Shoals Blvd.
Suite 109, Newport News
Virginia, 23606-2575
USA

Tel: +01 757 873 6800
Fax: +01 757 873 3632

www.ebacusa.com
sales@ebacusa.com

Ebac Industrial Products Ltd.
Gartenfelder Str. 29-37
Gebäude 35
D-13599, Berlin
Germany

Tel: +49 3043 557241
Fax: +49 3043 557240

www.eip-ltd.de
sales@eip-ltd.de

Charmex S.A.
Venezuela, 31-35
08019 Barcelona
Espana



Tel: +34 93 203 4406
Fax: +34 93 266 4687

CONTACTING EBAC CUSTOMER SERVICES

If you have any further queries please contact the Ebac Customer Services Department on 01388 664400 and have the following information at hand:-

- Part Number and Serial Number of the machine (located on the rating plate at the front of the machine)
- Full name and address where your machine was purchased.

Get In Touch

 Call: 0845 6880112
 Email: info@adremit.co.uk

Our Address

Puravent, Adremit Limited, Unit 5a, Commercial Yard,
Settle, North Yorkshire, BD24 9RH