



## Infrasmart IHS20W/B/S24



GB ... 3

SE ... 9

NO ... 11

DE ... 13

FR ... 16



ES ... 19

FI ... 22

NL ... 22

DK ... 22

### Get In Touch

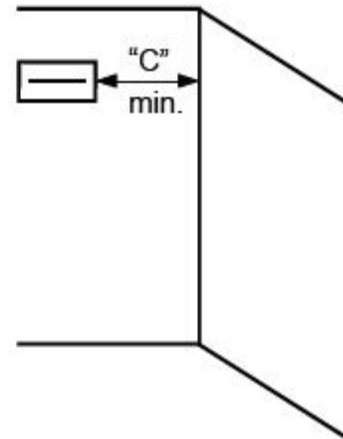
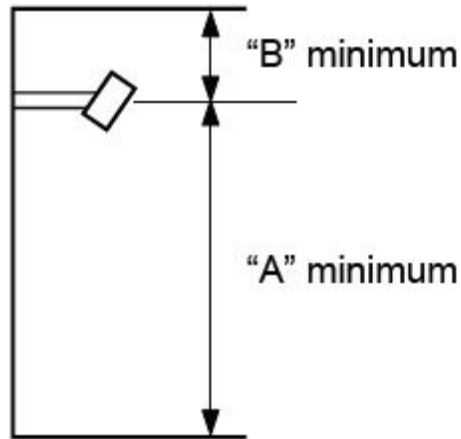
 Call: [0845 6880112](tel:08456880112)  
 Email: [info@adremit.co.uk](mailto:info@adremit.co.uk)

### Our Address

Puravent, Adremit Limited, Unit 5a, Commercial Yard,  
Settle, North Yorkshire, BD24 9RH



	A [m]	B [m]	C [m]
2,0 kW 230/240V 50Hz	2,1	0,15	1,0



## Warning: Do not Cover!

Rated Wattage: 1500/2000W (Halogen Lamp)

### Get In Touch

 Call: [0845 6880112](tel:08456880112)  
 Email: [info@adremit.co.uk](mailto:info@adremit.co.uk)

### Our Address

Puravent, Adremit Limited, Unit 5a, Commercial Yard,  
Settle, North Yorkshire, BD24 9RH



## ASSEMBLY AND OPERATING INSTRUCTIONS

*Dear Customer, please read the following information carefully before using the appliance for the first time for your own safety and to ensure correct use.*

### SAFETY INFORMATION

- Only connect the appliance to a properly installed socket-outlet with earthing contact. Possibly a slow-blow C-fuse is necessary if you experience problems by switching on to overloaded fuses.
- Only connect the appliance to a.c. mains as specified on the rating plate.
- Never touch live parts! Danger to life!
- Never operate the appliance with wet hands! Danger to life!
- Never use the appliance if the appliance or cord is damaged. Risk of injury!
- Do not store or use any flammable materials or sprays in the vicinity of the appliance when the appliance is in use. Fire hazard!
- Do not use the appliance in flammable atmospheres (e.g. in the vicinity of combustible gases or spray cans)! Explosion and fire hazard!!
- Important! Do not insert any foreign objects into the appliance openings! Risk of injury (electric shock) and damage to the appliance!
- Attention! Do not look longer time into the light!
- Attention! The unit complete becomes very hot when the appliance is in use! Place the appliance so that it cannot be touched by accident. Risk of burns!
- Do not place any items of clothing, hand towels or similar over the heater to dry. Risk of overheating and fire hazard!
- The swivel bracket must not be adjusted while the appliance is in use! Risk of burns! Allow the appliance to cool down before adjusting the bracket
- The appliance is not intended for use by young children or infirm persons without supervision! Young children should be supervised to ensure that they do not play with the appliance!
- The socket-outlet must be accessible at

all times to enable the mains plug to be disconnected as quickly as possible!

- These instructions for use belong to the appliance and must be kept in a safe place. When changing owners, these instructions must be surrendered to the new owner!
- The appliance must be allowed to cool down before being carried and stored!

The instructions include the substance of the following:


- This appliance can be used by children aged from 8 years and above and persons with reduced physical, sensory or mental capabilities or lack of experience and knowledge if they have been given supervision or instruction concerning use of the appliance in a safe way and understand the hazards involved
- children shall not play with the appliance
- cleaning and user maintenance shall not be made by children without supervision
- The instructions shall include the substance of the following:
- Children of less than 3 years should be kept away unless continuously supervised.
- Children aged from 3 years and less than 8 years shall only switch on/off the appliance provided that it has been placed or installed in its intended normal operating position and they have been given supervision or instruction concerning use of the appliance in a safe way and understand the hazards involved.
- Children aged from 3 years and less than 8 years shall not plug in, regulate and clean the appliance or perform user maintenance.

**CAUTION** — Some parts of this product can become very hot and cause burns. Particular attention has to be given where children and vulnerable people are present.

### LOCATION

- The radiating element is designed for wall- and ceiling type operation with permanent connection and must be installed at least 2,10m with 2000W above the ground!
- The appliance should only be used mounted horizontally on a wall.

#### Get In Touch

 Call: 0845 6880112  
 Email: [info@adremit.co.uk](mailto:info@adremit.co.uk)

#### Our Address

Puravent, Adremit Limited, Unit 5a, Commercial Yard,  
 Settle, North Yorkshire, BD24 9RH

- A minimum distance of 150 cm in front, 90cm on side and 30cm upwards must be maintained between the appliance and flammable items (e.g. curtains), walls and other structures.
- The equipment should never be placed nor mounted directly under a wall socket!
- As the appliance radiates heat, no objects such as furniture should be placed between the appliance and the person using the appliance!

NOTE Key-hole slots, hocks and similar means, without any further provision to prevent the heater from being inadvertently lifted off the wall, are not considered to be adequate means for fixing the heater securely to the wall.

Compliance is checked by inspection. The appliance should be fitted and connected by a qualified electrician

### POWER CORD

- The power cord must not come into contact with hot appliance parts!
- Never pull the plug out of the socket at the cord! Never move the appliance by pulling at the cord or use the cord for carrying purposes!
- Do not coil the cord around the appliance! Do not use the appliance with the cord coiled!
- Do not crush the cord or drag it over sharp edges or place it over heated hotplates or naked flames!

If the supply cord is damaged, it must be replaced by the manufacturer, its service agent or similarly qualified persons in order to avoid a hazard

### INSTALLATION

- The appliance should be fitted and connected by a qualified electrician.
- Prior to starting any electrical work, the voltage must be switched off to make sure that the wiring is dead!

Only switch on the appliance when installation is complete.

### SWITCHING ON FOR THE FIRST TIME

- After switching on the appliance for the first time and following extended periods on non-use, the appliance may smell for a short time.

### CLEANING

- First, disconnect the equipment from the power supply system!
- After the appliance has cooled down, the housing can be wiped dry.
- Do not touch the quartz rods with your fingers, since stains could build up from such a contact.
- The reflector should be cleaned regularly
- Do not use any abrasive or caustic cleaning agents!
- Never immerse the appliance in water!  
Danger to life!

### AFTER-SALES SERVICE

- All repairs must be referred to authorised personnel! Therefore, you should contact your specialized dealer or the customer service.

Important! Any tampering with the appliance will invalidate the warranty.

- Repairs carried out improperly and by unqualified persons may have serious consequences for the user!

### TECHNICAL DATA

Rated voltage: 230-240 V/50 Hz

Rated output: 2000W

Dimensions (LxWxD) 48x14,5x9,5cm

Weight about: 2,5 kg



Protective system IP24

Appliances for wall mounting shall be constructed so that they can be secured to a wall

You can download this manual at our website:  
[www.frico.se](http://www.frico.se)



**Get In Touch**



 **Call:** [0845 6880112](tel:08456880112)  
 **Email:** [info@adremit.co.uk](mailto:info@adremit.co.uk)

**Our Address**

Puravent, Adremit Limited, Unit 5a, Commercial Yard,  
Settle, North Yorkshire, BD24 9RH



**Get In Touch**

 **Call:** [0845 6880112](tel:08456880112)  
 **Email:** [info@adremit.co.uk](mailto:info@adremit.co.uk)

**Our Address**

Puravent, Adremit Limited, Unit 5a, Commercial Yard,  
Settle, North Yorkshire, BD24 9RH



**Main office**

Frico AB  
Box 102  
SE-433 22 Partille  
Sweden

Tel: +46 31 336 86 00

mailbox@frico.se  
www.frico.se

**For latest updated information and information  
about your local contact: [www.frico.se](http://www.frico.se)**



**Get In Touch**



Call: [0845 6880112](tel:08456880112)



Email: [info@adremit.co.uk](mailto:info@adremit.co.uk)

**Our Address**

Puravent, Adremit Limited, Unit 5a, Commercial Yard,  
Settle, North Yorkshire, BD24 9RH