



Infragold IHG10W/B/G



GB ... 2

SE ... 4

NO ... 6

DE ... 8

FR ... 10



ES ... 12

FI ... 14

NL ... 16

DK ... 18

Get In Touch

 Call: [0845 6880112](tel:08456880112)
 Email: info@adremit.co.uk

Our Address

Puravent, Adremit Limited, Unit 5a, Commercial Yard,
Settle, North Yorkshire, BD24 9RH

ASSEMBLY AND OPERATING INSTRUCTIONS

Dear Customer, please read the following information carefully before using the appliance for the first time for your own safety and to ensure correct use.

SAFETY INFORMATION

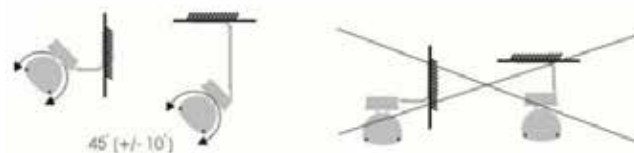
- Only connect the appliance to a properly installed socket-outlet with earthing contact. Possibly a slow-blow C-fuse is necessary if you experience problems by switching on to overloaded fuses.
- Only connect the appliance to a.c. mains as specified on the rating plate.
- Never touch live parts! Danger to life!
- Never operate the appliance with wet hands! Danger to life!
- Never use the appliance if the appliance or cord is damaged. Risk of injury!
- Do not store or use any flammable materials or sprays in the vicinity of the appliance when the appliance is in use. Fire hazard!
- Do not use the appliance in flammable atmospheres (e.g. in the vicinity of combustible gases or spray cans)! Explosion and fire hazard!!
- Important! Do not insert any foreign objects into the appliance openings! Risk of injury (electric shock) and damage to the appliance!
- Attention! Do not look longer time into the light!
- Attention! The unit complete becomes very hot when the appliance is in use! Place the appliance so that it cannot be touched by accident. Risk of burns!
- Do not place any items of clothing, hand towels or similar over the heater to dry. Risk of overheating and fire hazard!
- The swivel bracket must not be adjusted while the appliance is in use! Risk of burns! Allow the appliance to cool down before adjusting the bracket
- The appliance is not intended for use by young children or infirm persons without supervision! Young children should be supervised to ensure that they do not play with the appliance!
- The socket-outlet must be accessible at

all times to enable the mains plug to be disconnected as quickly as possible!

- These instructions for use belong to the appliance and must be kept in a safe place. When changing owners, these instructions must be surrendered to the new owner!
- The appliance must be allowed to cool down before being carried and stored!

LOCATION

- The radiating element is designed for wall- and ceiling type operation with permanent connection and must be installed at least 1,8 m above the ground!
- The appliance should only be used mounted horizontally on a wall.
- A minimum distance of 150 cm must be maintained between the front grille and flammable items (e.g. curtains), walls and other structures.
- The appliance must not be mounted directly on flammable materials.
- The equipment should never be placed nor mounted directly under a wall socket!
- As the appliance radiates heat, no objects such as furniture should be placed between the appliance and the person using the appliance!
- The heater should never be installed face down



POWER CORD

- The power cord must not come into contact with hot appliance parts!
- Never pull the plug out of the socket at the cord! Never move the appliance by pulling at the cord or use the cord for carrying purposes!
- Do not coil the cord around the appliance! Do not use the appliance with the cord coiled!
- Do not crush the cord or drag it over sharp

Get In Touch

Call: 0845 6880112
Email: info@adremit.co.uk

Our Address

Puravent, Adremit Limited, Unit 5a, Commercial Yard,
Settle, North Yorkshire, BD24 9RH



edges or place it over heated hotplates or naked flames!

INSTALLATION

- The appliance should be fitted and connected by a qualified electrician.
- Prior to starting any electrical work, the voltage must be switched off to make sure that the wiring is dead!

Only switch on the appliance when installation is complete.

SWITCHING ON FOR THE FIRST TIME

- After switching on the appliance for the first time and following extended periods on non-use, the appliance may smell for a short time.

CLEANING

- First, disconnect the equipment from the power supply system!
- After the appliance has cooled down, the housing can be wiped dry.
- Do not touch the quartz rods with your fingers, since stains could build up from such a contact.
- The reflector should be cleaned regularly
- Do not use any abrasive or caustic cleaning agents!
- Never immerse the appliance in water!
Danger to life!



AFTER-SALES SERVICE

- All repairs must be referred to authorised personnel! Therefore, you should contact your specialized dealer or the customer service. Important! Any tampering with the appliance will invalidate the warranty.
- Repairs carried out improperly and by unqualified persons may have serious consequences for the user!

TECHNICAL DATA

Rated voltage:	230 V/50 Hz
Rated output:	1000W
Dimensions (LxWxD):	46,4x9,5x12,5 cm
Weight about:	2,1 kg
Protective system	IP44

Get In Touch

 Call: [0845 6880112](tel:08456880112)
 Email: info@adremit.co.uk

Our Address

Puravent, Adremit Limited, Unit 5a, Commercial Yard,
Settle, North Yorkshire, BD24 9RH



Main office

Frico AB
Box 102
SE-433 22 Partille
Sweden

Tel: +46 31 336 86 00

mailbox@frico.se
www.frico.se

**For latest updated information and information
about your local contact: www.frico.se**



20170629 HH

Get In Touch



Call: [0845 6880112](tel:08456880112)



Email: info@adremit.co.uk

Our Address

Puravent, Adremit Limited, Unit 5a, Commercial Yard,
Settle, North Yorkshire, BD24 9RH

