



Elztrip EZ100

Single panel radiant heater for offices, shops etc.

EZ100 is intended for total and supplementary heating as well as protection against cold draughts from windows in environments such as offices, shops, restaurants etc.

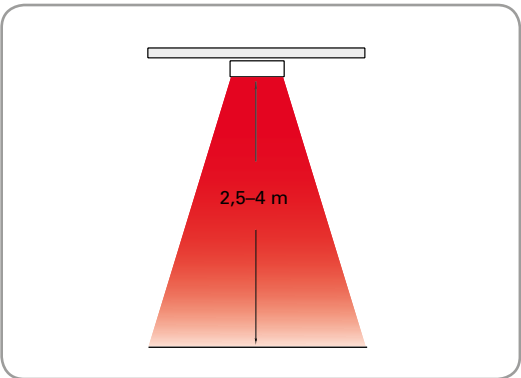
EZ100 is a single panel radiant heater with clean and simple design that blends well with electrical fittings.

- Integrated elements and a surface structure for improved efficiency.
- The heaters are approved for serial connection.
- To comply with Ecodesign Regulation (EU) 2015/1188 the unit must be installed with thermostat TAP16R (accessory). TAP16R has adaptive start, week program and open window detection.
- Fixtures for easy mounting on the ceiling are included.
- Bracket for wall mounting is available as an accessory.
- Corrosion proof casing of hot zinc-plated and powder lacquered steel panels. Colour: white, RAL 9016, NCS S 0500-N. Heating panel of naturally anodised aluminium.

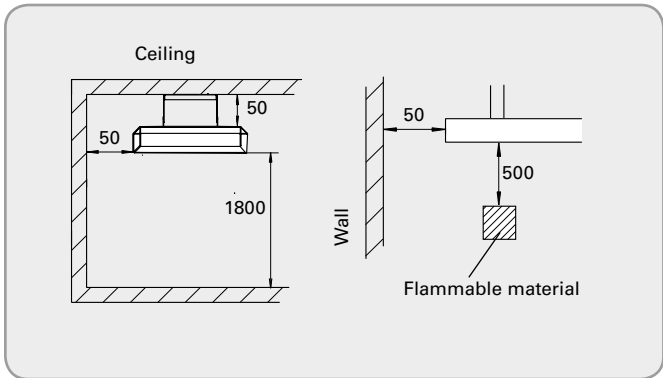
Elztrip EZ100 (IP44)

Type	Heat output	Voltage	Amperage	Max. surface temperature	Dimensions LxHxW	Weight
	[W]	[V]	[A]	[°C]	[mm]	[kg]
EZ106N	600	230V~	2,6	320	870x50x150	3,2
EZ111N	1100	230V~	4,8	320	1470x50x150	5,4
EZ115N	1500	230V~	6,5	320	1950x50x150	7,0

Installation height



Minimum distances



Get In Touch

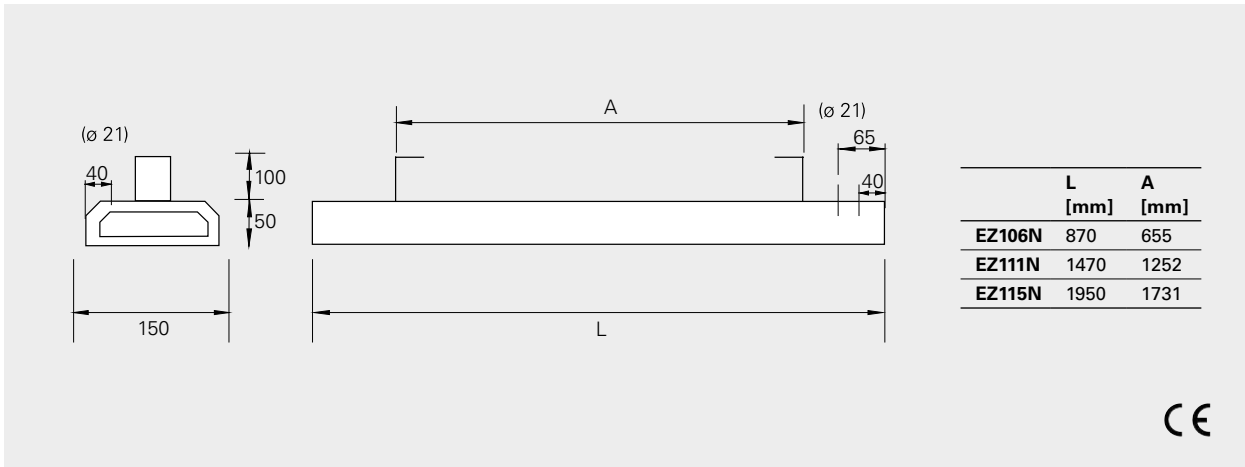
Call: [0845 6880112](tel:08456880112)
 Email: info@adremit.co.uk

Our Address

Puravent, Adremit Limited, Unit 5a, Commercial Yard,
 Settle, North Yorkshire, BD24 9RH



Dimensions



Positioning, mounting and connection

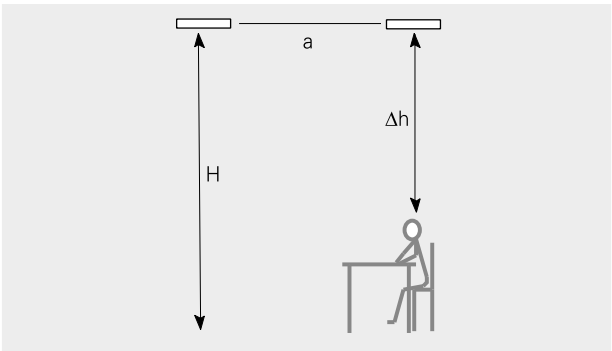
Positioning

To estimate approximately how many radiant heaters are needed to cover an area the formula is:

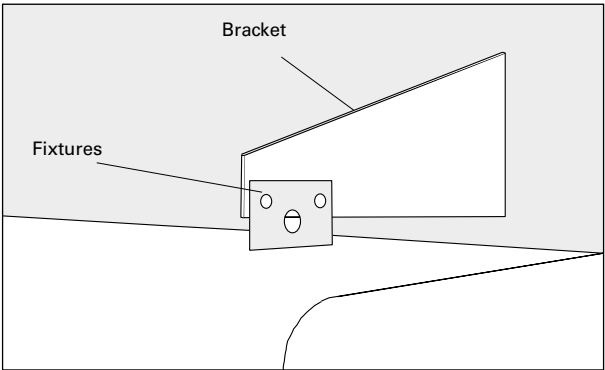
Min. number of heaters = $\frac{\text{Area of the premises [m}^2\text{]}}{\text{Installation height [m]} \times \text{Installation height [m]}}$

This formula is a basic estimation of the minimum number of radiant heaters needed to maintain the comfort. To calculate the right output for each heater, the total heating requirement must be calculated, see the Technical handbook.

When planning an Elztrip installation, the distance between the heaters should not be greater than the height between heater and floor, that means (a) should be less than (H). See Fig. In rooms not often used, the comfort demands are usually lower and the distance between the heaters can be increased. In rooms frequently used, the distance between a sedentary person and heater should be at least between 1.5 to 2 metres (Δh). When these two guide lines are followed, the difference in operative temperature will not exceed the comfort level $\Delta t_{op} = 5\text{ }^{\circ}\text{C}$. This means that the difference between the real temperature and the temperature that we sense, will not be more than $5\text{ }^{\circ}\text{C}$.



Recommended distances for Elztrip



Brackets for wall mounting EZMVK (extra).

Mounting

Elztrip is installed horizontally on ceilings, in armature rails, on cables, suspended, etc. Fixtures for easy mounting on the ceiling are included. If the heater is suspended by wires, use the four mounting points on the heater. Bracket for wall mounting is available as an accessory.

Connection

Elztrip is intended for permanent installation. The heaters are approved for serial connection.

Get In Touch

Call: 0845 6880112
Email: info@adremit.co.uk

Our Address

Puravent, Adremit Limited, Unit 5a, Commercial Yard,
Settle, North Yorkshire, BD24 9RH



Elztrip EZ100

Control options

The heater must be supplemented with one of the following control options. TAP16R has adaptive start, week program and open window detection. Protection class IP44 is obtained by adding a protective enclosure TEP44 and an external temperature sensor RTX54 which replaces the internal sensor.

Control by thermostat

- TAP16R, electronic thermostat

Control by thermostat and black bulb sensor

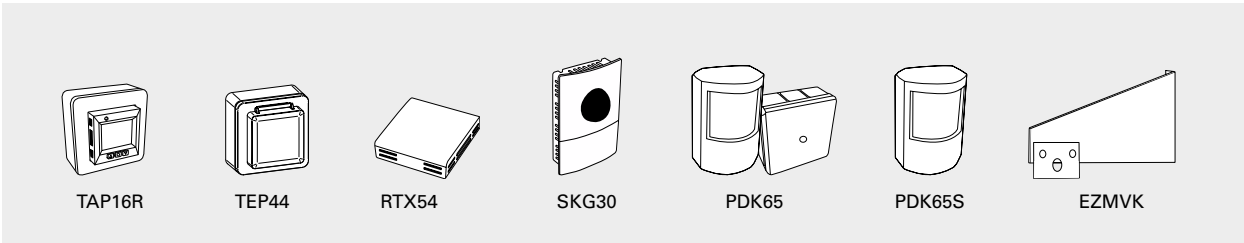
- TAP16R, electronic thermostat
- SKG30, black bulb sensor

Control by thermostat and presence detector

- TAP16R, electronic thermostat
- PDK65, presence detector with power supply

The product can be controlled in a different way, e.g. by an overall control system (BMS) as long as the requirements of Ecodesign Regulation are met.

Controls and accessories

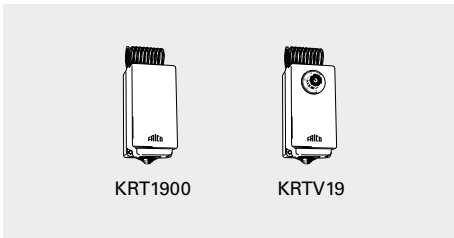


Type	Description	HxWxD [mm]
TAP16R	Electronic thermostat, 16A, IP21	87x87x53
TEP44	Protective enclosure for TAP16R, IP44. Must be supplemented with RTX54.	87x87x55
RTX54	External room temperature sensor. Replaces internal sensor. NTC10KΩ, IP54	82x88x25
SKG30	Black bulb sensor, NTC10KΩ, IP30	115x85x40
PDK65	Presence detector with power supply (up to 5 detectors), 230V~, max 2,3 kW, IP42/IP65	102x70x50
PDK65S	Additional presence detector to PDK65, IP42	88x88x39
EZMVK	Mounting bracket	102x70x50

Controls for installations not covered by the Ecodesign Regulation (EU) 2015/1188

When the heater is used for technical heating purposes, and not as a local space heater, the following controls can be used.

Type	Description	HxWxD [mm]
KRT1900	Capillary tube thermostat, IP55	165x57x60
KRTV19	Capillary tube thermostat with knob, IP44	165x57x60



Get In Touch

Call: [0845 6880112](tel:08456880112)
 Email: info@adremit.co.uk



Our Address

Puravent, Adremit Limited, Unit 5a, Commercial Yard,
Settle, North Yorkshire, BD24 9RH



Corridors can be difficult to heat, but ceiling mounted EZ100 give off heat just where it is needed.



Using the radiation principle, air is not heated directly. This results in a soft, draught-free, comfortable indoor climate and an even temperature.





Buildings that are used on an irregular basis can be heated fast without a high energy consumption. EZ100 blends well with electrical fittings.



Spot heating with EZ100 is safe and hygienic.

Get In Touch

 **Call:** [0845 6880112](tel:08456880112)
 **Email:** info@adremit.co.uk

Our Address

Puravent, Adremit Limited, Unit 5a, Commercial Yard,
Settle, North Yorkshire, BD24 9RH