

## DIMENSIONS



## PUREAIR+ STANDARD SERIES RANGE - MODEL 15 Short

### DESCRIPTION

- Air purification and odour control destratification and airflow circulation fan.
- Features integrated Needlepoint Bipolar Ionization (NPBI) System.
- Emits both positive (H+) and negative (O<sub>2</sub><sup>-</sup>) ions.
- Ions surround harmful pathogens and react as Hydroxyl (OH) radicals. This process removes hydrogen from the cell walls of microbes, inactivating harmful pathogens at a cellular level.

### FEATURES

- 99.9%+ effective at neutralising COVID19 (SARS-CoV-2).
- Inactivates surface germs, bacteria & viruses by 99%+.
- Inactivates airborne germs, bacteria & viruses by 99%+.
- Reduces odours by 99%+.
- Reduces VOCs, gases & vapours by 99%+.
- Energy Savings of up to 40% by destratifying and reducing outdoor air intake by up to 75%.
- Reduces pressure loss by keeping HVAC coils clean without expensive UV system.
- Particle reduction and smoke control.
- Balances internal building temperatures.
- No maintenance required.

## PROPERTIES


UNIT SIZE	Standard	
	Weight:	3.2 kgs (7 lbs)
	Height to Rim:	311 mm (12 in)
	Total Height:	444 mm (18 in)
Diameter:		325 mm (13 in)

MOTOR	230V	
	Watts* @ 50 htz:	27
	RPM* @ 50 htz:	1,230
	CFM* @ 50 htz (m <sup>3</sup> /hr):	406 (690)
	AMPS* @ 50 htz:	0.06

\*Motor data provided by motor manufacturer and is subject to change at anytime

COVERAGES	AIRFLOW	
	Ceiling Height:	4m - 6m (13 - 20 ft)
	Nozzle Height:	3.5m - 4.5m (11 - 15 ft)
	Diameter:	Up to 14m (45 ft)
Floor area:		Up to 154m <sup>2</sup> (1657 ft <sup>2</sup> )

\*Coverages can vary dependent upon environment and load.



### MOTOR

- Single phase, shaded pole, single speed variable with optional speed control, axial motor.
- Sealed bearings, no lubrication required.

### NPBI SYSTEM

- Self-cleaning, maintenance free Needlepoint Bipolar Ionization air and surface purification system.
- Ozone free system.

Airius Europe Ltd

Holwell Farm, Cranborne, Dorset BH21 5QP

[www.airius.co.uk](http://www.airius.co.uk)

+44 (0)1202 554200

### Get In Touch

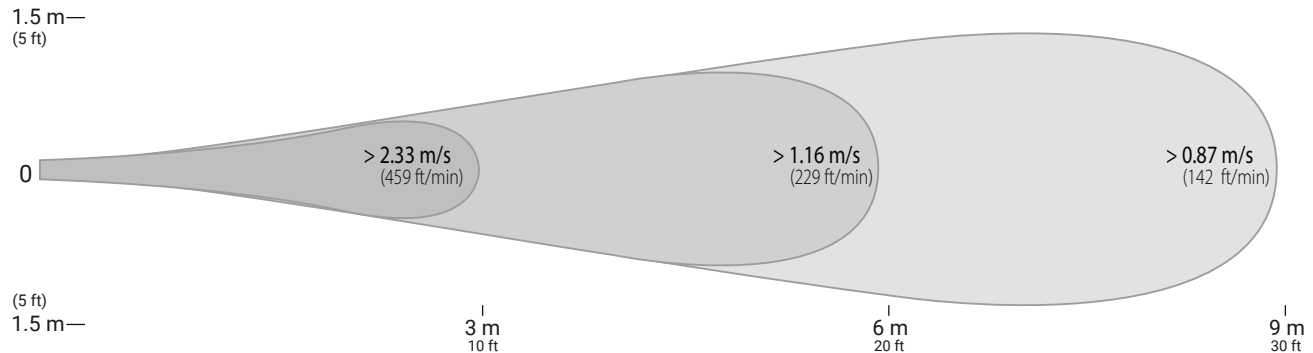
Call: 0845 6880112  
Email: [info@adremit.co.uk](mailto:info@adremit.co.uk)

### Our Address

Puravent, Adremit Limited, Unit 5a, Commercial Yard,  
Settle, North Yorkshire, BD24 9RH

## PROPERTIES

### VELOCITY PROFILE



### HOUSING & COMPONENTS

- ABS Resin - Inc. internal fixed blade stator.
- 5VA flame resistance rating.
- 1.8m (6') steel safety leash cable (fastened to housing).

### OPERATING TEMPERATURES

- Operating Temp = -20°C (-4°F) to 70°C (158°F)
- Thermal shut off = 110°C (230°F)
- Reset = 90°C (195°F)

### NOISE LEVEL

- 3 Metres = 0 - 21 dB(A)

### COLOUR

- White as standard.
- Can be tailor painted to your colour specifications.

### ACCESSORIES & OPTIONS

- Suspended Series kit - Allows Airius unit to be mounted in a suspended ceiling grid.
- Speed Controls - On/off speed controls allow for variable output from Airius unit. 1 AMP and 5 AMP controls available.

### OPERATION

- Designed to operate 24 hours-a-day, 7 days-a-week to protect against airborne mould, bacteria, viruses, odours and VOCs and save heating & cooling costs.

### MAINTENANCE

- No maintenance required.
- If the NPBI unit fails, contact manufacturer.

### WARRANTY

- 5 years parts and workmanship from shipping date on fan unit.
- 120 day money back guarantee - UK only (T's & C's apply).

### SAFETY PRECAUTIONS

- General safety measures and precautions should be followed when working with any electrical device.
- No additional safety measures are necessary for working with either the fan or NPBI system.

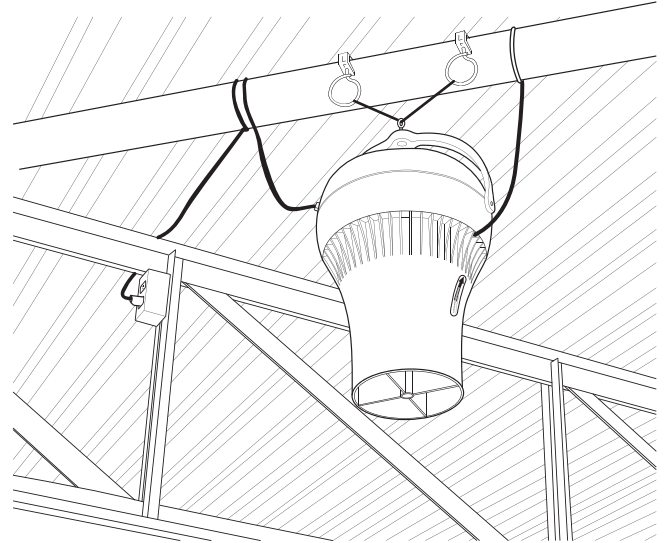
## PLACEMENT

### PREPARATION

- Install electrical circuit(s) and outlet(s) in accordance with national and local electric codes
- Outlets should generally be mounted vertically unless a "twist/locking" type is being used
- Wall switch may be installed in circuit to disable power and prevent electrical hazards when servicing
- Confirm electrical continuity of Airius unit on the ground before permanently mounting in the ceiling

### INSTALLATION

- Hang vertically as high in the ceiling as possible  
Typically 300mm (12") - 450mm (18") from the roof deck to intake
- The Airius unit performs best when air column from the nozzle is unimpeded to the floor
- Use professionally installed hardware, capable of supporting a minimum of five times the weight
- Hardware to hang the unit includes but is not restricted to: Hooks, chains, cables, carabiners, bridle rings, beam clamps and bolts
- Density of the placement is directly related to the effectiveness, performance and savings
- Mount out of reach from people and animals
- Floor plans, mezzanines, office locations, machinery, people placement, plumbing, lighting, duct work, electrical systems, natural light/air systems, cranes, doors, windows, ventilation and fire suppression systems are all factors in properly locating the Airius system within the ceiling



### OPERATION

- Designed to operate 24 hours-a-day, 7 days-a-week to maintain thermal equalization/humidity equalization
- Use optional speed control to fine tune RPM if needed

### MAINTENANCE

- Frequency of cleaning will vary by application and environment
- You may clean the plastic housing with a damp warm cloth, using mild household detergents
- Do not use petroleum products, thinners or solvents to clean any part of the Airius unit
- If the Airius unit fails, contact manufacturer

Airius LLC, © 2011. All Rights Reserved.



Airius Europe Ltd

Holwell Farm, Cranborne, Dorset BH21 5QP

[www.airius.co.uk](http://www.airius.co.uk)

+44 (0)1202 554200

### Get In Touch

 Call: 0845 6880112  
 Email: [info@adremit.co.uk](mailto:info@adremit.co.uk)

### Our Address

Puravent, Adremit Limited, Unit 5a, Commercial Yard,  
Settle, North Yorkshire, BD24 9RH