


AM2000 AIR MOVER USER MANUAL



READ AND SAVE THESE INSTRUCTIONS

Get In Touch

 Call: [0845 6880112](tel:08456880112)
 Email: info@adremit.co.uk

Our Address

Puravent, Adremit Limited, Unit 5a, Commercial Yard,
Settle, North Yorkshire, BD24 9RH

UNPACKING

Remove the top insert and your EIPL Air Mover from its packing carton, visually inspect for any signs of transit damage. If there are any signs of damage, do not operate your unit. Call your supplier immediately for advice. Do not discard the packing for it will be useful for transporting your unit in the future.

TRANSPORTATION

A cord wrapping facility has been moulded into the plastic fan housing. The power cord should be wrapped around this facility during transit. Do not drop or abuse your Air Mover during transit for risk of damage to both the motor and housing.

INTRODUCTION

EIPL Air Movers are high performance, high efficiency fan systems designed to optimize air movement and minimize operating costs for drying applications.

Each model incorporates a double inlet, centrifugal type fan design to provide the high static pressure and airflow required to dry water damaged facilities and equipment. The EIPL Air Mover series was designed to provide you the best performance and serviceability.

- Internal thermal Circuit Breaker
- Aerodynamic, Rotationally Moulded Polythene Housing.
- High Efficient 1/2 HP Motor
- Three Speed Fan Design
- 4 operating Positions (0°, 12°, 45°, & 90°)
- Stack ability in the Vertical Plane during both Storage and Operation.
- Moulded Cord wrap Facility

OPERATING PROCEDURES

Connect the power cord into a grounded electrical outlet and turn the power switch to the ON position. If you have no power or hear any loud or abnormal noises and consult your supplier.

Your EIPL Air Mover is designed to operate in 4 positions to allow drying of floors, walls and ceilings.

Your EIPL Air Mover comes with internal circuit protection for your safety. When working around a wet environment, we also recommend always plugging the unit into a ground fault interrupter to assure the best protection.

For the drying of water damaged facilities, we recommend using an EIPL dehumidifier along with your air mover to provide you with more efficient drying. Your air mover is designed to induce evaporation of water contained within flooded surfaces or materials. Yet, without a mechanism for removing the moisture from the air, drying will not occur. It is recommended that the dehumidifier outlet is close to the air mover intake. This allows for dry air to be distributed by the air mover.

ELECTRICAL CONNECTION

If the appliance is fitted with a plug for which your socket is unsuitable, then it should be cut off and an appropriate plug fitted.

IMPORTANT:- The wires in this mains lead are coloured in accordance with the following code:-

Green / Yellow	Earth
Blue	Neutral
Brown	Live



As the colours of the wires in the mains lead of this appliance may not correspond with the coloured markings identifying the terminals in your own plug, proceed as follows

As the colours of the wires in the mains lead of this appliance may not correspond with the coloured markings identifying the terminals in your own plug, proceed as follows:

The wire which is coloured Green and Yellow must be connected to the terminal in the plug which is marked with the letter E or by the Earth Symbol or coloured Green and Yellow. The wire which is coloured Blue must be connected to the terminal in the plug which is marked with the letter N or coloured Black. The wire which is coloured Brown must be connected to the terminal which is marked with the letter L or coloured Red.

You must dispose of the non rewirable plug once it has been removed from the flexible cord. It is dangerous to attempt to insert the plug into any electrical socket elsewhere in the house. If the flexible cord becomes damaged it must be replaced by an identical cord.

Get In Touch

 **Call:** 0845 6880112
 **Email:** info@adremit.co.uk

Our Address

Puravent, Adremit Limited, Unit 5a, Commercial Yard,
Settle, North Yorkshire, BD24 9RH

TECHNICAL SPECIFICATIONS

AM2000	230V/50Hz/1 PH	Horsepower	1/2
Height	533mm	Max running current	3A
Width	508mm	Fan Speeds	3
Depth	483mm		
Weight	15.5Kg		

IF YOUR AIRMOVER FAILS TO OPERATE


1. Check that the plug is fully pushed into the socket and is switched on.
2. Check with some other electrical device that the wall socket is "live". If it is not, contact a qualified electrician.
3. Check the circuit breaker on the control panel and reset as required.

Should none of the above remedies work, then disconnect from the mains. Contact your supplier. DO NOT attempt to repair the unit or unscrew the outer casing.

WARNINGS

- This appliance can be used by children from 8 years and above and persons with reduced physical, sensory or mental capabilities or lack of experience and knowledge if they have been given supervision or instruction concerning use of the application in a safe way and understand the hazards involved.
- Children shall not play with the appliance.
- Electric shock hazard, rotating fan, hot surface hazard. Unplug unit before opening covers for cleaning or servicing
- This machine should be serviced by qualified Ebac personnel or other persons having technical competence servicing refrigeration equipment following the instructions in the Ebac service manual.
- Ebac service manuals and spares lists are available upon request by contacting your local Ebac distributor.
- Never operate the unit in a bathroom or swimming pool area
- Do not use the machine if the power cord or case is damaged.
- Do not poke objects into and of the grilles on the machine.
- Do not cover or obstruct the air inlet or outlet.
- This machine has been manufactured in the United Kingdom.
- This appliance can be used by children from 8 years and above and persons with reduced physical, sensory or mental capabilities or lack of experience and knowledge if they have been given supervision or instruction concerning use of the application in a safe way and understand the hazards involved. Children shall not play with the appliance. Cleaning and user maintenance shall not be made by children without supervision.
- Not Suitable for use with solid state speed controls
- Ne convient pas à des régulateurs de vitesse à semi-conducteurs

Get In Touch

 Call: [0845 6880112](tel:08456880112)
 Email: info@adremit.co.uk

Our Address

Puravent, Adremit Limited, Unit 5a, Commercial Yard,
Settle, North Yorkshire, BD24 9RH



UK Head Office

Ebac Industrial Products Ltd
St Helens Trading Estate
Bishop Auckland
County Durham
DL14 9AD

Tel: +44 (0) 1388 664400
Fax: +44 (0) 1388 662590

www.eipl.co.uk
sales@eipl.co.uk

American Sales Office

Ebac Industrial Products Inc
700 Thimble Shoals Blvd.
Suite 109, Newport News
Virginia, 23606-2575
USA

Tel: +01 757 873 6800
Fax: +01 757 873 3632

www.ebacusa.com
sales@ebacusa.com


German Sales Office

Ebac Industrial Products Ltd.
Gartenfelder Str. 29-37
Gebäude 35
D-13599, Berlin
Germany

Tel: +49 3043 557241
Fax: +49 3043 557240

www.eip-ltd.de
sales@eip-ltd.de

Get In Touch

 **Call:** 0845 6880112
 **Email:** info@adremit.co.uk

Our Address

Puravent, Adremit Limited, Unit 5a, Commercial Yard,
Settle, North Yorkshire, BD24 9RH