

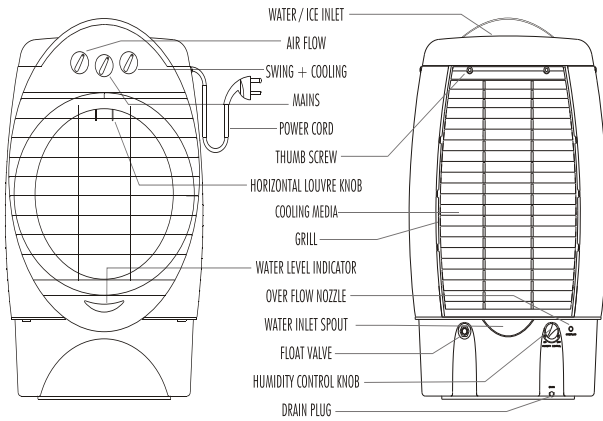
SUMOXL
Users Manual



THE FIRST
AIR COOLER
Manufactured with
ISO 9001

www.symphonycomfort.com

Identification of parts



Trouble shooting

Trouble	Cause	Remedy
1 Excessive Cooling	Air flow control knob on High mode	Reduce the Speed to Medium or Low.
	Excessive wetting of pads	Turn off the Pump.
2 Less Cooling	Pump switched off	Switch on the pump.
	Humidity control Off	Ensure that the Humidity Control Knob on the tank at the back of the Cooler is On.
3 Water leakage	Drain plug is dislodged	Ensure that the Drain Plug (at the back of the cooler towards the bottom) is positioned properly.
	Grill lock has disengaged	Retlock the grill by tightening the Thumb screw.
	Unit is moved after the tank is filled	Ensure that you move the cooler only when water tank is empty.
	Cooling pad sagging	Change the Cooling pads.
4 Fan not working	Fan selector switch is turned OFF	Switch on the Fan by selecting the required speed.
	Mains Switch is OFF	Switch ON the Mains Switch.
	Loose contact at the Socket	Rectify faulty wiring.
5 Shock on Cooler	Switch or Motor Defective	Call the Nearest Service Provider.
	Leakage Between Phase and Earth	Rectify faulty wiring. Call the Nearest Service Provider.

General Instructions

- While filling water please watch the Water Level Indicator given at the front of the Cooler.
- Do not over fill the tank.
- Do not move the cooler while the tank is full or when the cooler is under operation.
- Please Switch on the pump at least 5 min before switching on the fan for effective cooling & better performance.
- If the supply cord is damaged, it must be replaced by the manufacturer or it's service agent or a similarly qualified person in order to avoid a hazard.

Maintenance Instructions

- Empty the water from the tank by removing the drain plug.
- Open the side panels & dry up the Cooling Pads.
- Clean the interiors of the Cooler with a dry cloth.
- Dil the motor and pump (SAE 40 grade oil preferably) from the oiling points provided to avoid jamming when not use.
- When used next time please follow the General Instructions.
- It is advisable to change the Cooling Pads every year for better performance of the Cooler.
- For Genuine Symphony Spare parts contact the nearest Authorized service provider.

Please get in touch with the nearest Authorized Symphony Service Centre for fixing the problem in your Cooler.



services@symphonycomfort.com

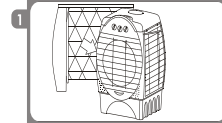
Technical Specifications

Net Size of body (mm) - 625 L x 556 B X 966 H
Water Capacity - 41 Ltr.
Rated Current (AMP) - 2.3 max.
Cooling Area (Approx.) - 60 sq. mt./600 sq. ft.
Nominal Air Capacity - 3000 m³/hr

Electrical Rating

Electrical Rating	220-240	220-240	110-127
Rated Voltage	Volts	220-240	110-127
Rated Frequency	Hz	50	60
Motor Speed	RPM	1400	900
Rated Power (Max.)	Watts	210	
Model and Type	Sumo XL / Sumo2 / S4000		

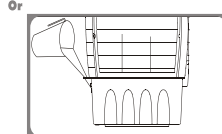
How to get started



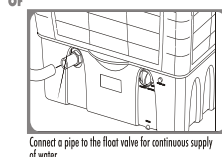
1 Take the cooler out from the carton and place it in front of an open window. Do not use in a closed room.




2 Pour water by lifting the lid on the top. You may also add ice cubes in the ice chamber for faster cooling, if desired. Check the water level by water level indicator.



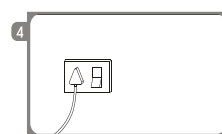
3 Pour water into the water inlet spout provided at the bottom on the back side of the cooler.



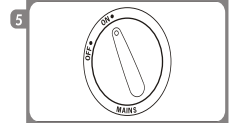
4 Connect a pipe to the float valve for continuous supply of water.



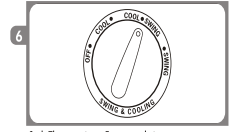
5 Ensure Humidity Control is On.




6 Plug in to 5A power source & switch on.



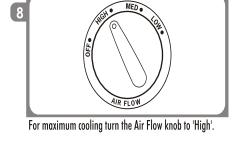
7 Turn On the Mains Switch.



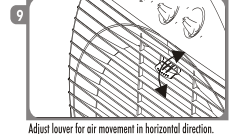
8 Cool. The pump is on. Ensures cool air Cool + Swing. The pump is on. Vertical swing of air is active. Swing. The pump is off. Vertical swing of air is active.



9 Wait for 5 minutes, for the pads to get wet properly.



10 For maximum cooling turn the Air Flow knob to 'High'.



11 Adjust louvre for air movement in horizontal direction.



12 Sit back and enjoy.

SUMOXL. WARRANTY REGISTRATION CARD (Valid in India only)

Name: _____

Address: _____

Email: _____ Phone No. (R) _____ [Mobile] _____

Date of Purchase _____ Bill No. _____ Purchase Price Rs. _____

Machine Serial No.	Symphony Service Centre Phone No.:	DEALER STAMP & SIGN
Motor Serial No.		
Pump Serial No.		

Conditions of Warranty (Valid in India only)

1) We, extend this limited warranty to the original buyer (first Retail purchase) and warrant that the product 'SYMPHONY' shall be free from original defects in workmanship and materials for 12 months from the date of purchase. 2) Warranty is deemed to come with effect when the following conditions are completed: a) Warranty registration Card duly filled received within 15 days from the date of purchase. b) Product is inspected and operations explained to you by our Authorized Service Provider (ASP) / Dealer / Distributor. 3) The Company's liability under the warranty will be limited only to Motor, Pump & fan assembly and also restricted to any such defect which occurs under conditions of normal operations and under proper use. Any part replaced by the company at its discretion shall be with a functionally operative unit. 4) This warranty shall not apply to product (a) which have not been purchased from Authorized SYMPHONY distributor through their network or company's Authorized retail outlets, (b) which have been altered/ repaired/ opened by any other than SYMPHONY ASP, (c) incorrectly used in combination with any other substance or product, (d) which are used for commercial purpose, (e) which develop defects due to faulty use or maintenance and alterations to product or parts, (f) which is subjected to electrical supply for which the product is not designed. 5) For units installed beyond the municipal limits of towns and cities covered by the Authorized service network, all expenses incurred in diagnosing a service personnel/ technicians towards: conveyance and other incidents etc. will be borne by the customer. 6) While the company will make every effort to carry out the repairs at the earliest, it however is made expressly clear that the company is under no obligation to do so in a specified period of time. 7) This warranty shall automatically terminate on the expiry of the warranty period of 12 months from the date of purchase even if the product may not be used for any time during the warranty period for any reason whatsoever. 8) External plastic parts are not covered by any warranty. 9) The company shall not be liable in any case for any loss or damage caused by any power, death or disability caused by any human like using out of use, electrical fault, short circuit, accidental handling or any kind of external calamity. As such the company's liability is limited to the rest of the spare parts of the said products only. 10) Change of the address of the customer must be intimated to the company without which the warranty shall not be operational. 11) Due to ongoing research and development, the Company holds the right to modify the product without any prior notice or obligation to buyers. 12) Purchaser should retain the purchase bill as evidence of the date of purchase. 13) During the warranty customer is not entitled for any exchange or product or refund of money. 14) Service for this product shall be provided at Customer's premises in India only. 15) The owner/ Customer Form only at Ahmedabad, Gujarat, India only shall have no validity period for any repairs arising out of this sale. 16) Warranty outside India to be given by the Local Country Distributor only.

Register warranty by sending a photograph of warranty card along with copy of purchase bill.



www.symphonycomfort.com

Symphony comfort systems Ltd.
Sonskrut, Old High Court Road, Ahmedabad-9 INDIA