



Compact Radiators



SPECIFICATIONS

Product Range

The Quinn Compact range comprises of single, double and double panel plus convactor radiators supplied with factory fitted grilles and side panels in a choice of five heights with lengths from 400mm to 2000mm.

Outputs

All radiators have been manufactured and tested in accordance with BSEN 442.

Finish

Every Quinn Compact radiator undergoes an intensive pre-treatment process to protect against rust. The radiators are then finished with Epoxy Polyester Powder paint similar to RAL 9010 which may be over painted if required.

Packaging

Every radiator is protected top and bottom over the whole length and height with heavy cardboard box ends and packed in shrink wrapped polythene.

Quality

All radiators are manufactured under a BS EN ISO 9001:2000 quality system accepted by BSI.

Warranty

All radiators are supplied under warranty for a period of five years in respect of defective materials or manufacture.

Connections

Each Compact radiator is manufactured with four 1/2" BSP TBOE connections.

Testing

All radiators are individually pressure tested to 13 bar and are suited for a working pressure up to 10 bar.

Brackets

All radiators in the range are supplied with two or more brackets depending on the length.

Bracket Lugs

Two pairs of lugs are fitted on radiators up to and including 1600mm long. A third pair of lugs is fitted centrally on radiators 1800mm long and over.

Tapping-To-Tapping Dimensions

All tapping-to-tapping dimensions may be obtained by subtracting 5mm (1/4") from the nominal radiator length (accurate to ± 2mm).

Materials

Quinn Compact radiators are manufactured from high quality cold-rolled steel with a nominal thickness of 1.2mm.

Installation

For indirect systems or closed circuits only at a working pressure not exceeding 10 bar.

Water Treatment

It is strongly recommended on completion of the installation, the system should be properly flushed and filled in accordance with the British Standard Code of Practice for the Treatment of Water in Domestic Hot Water Central Heating Systems BS 7593. Use of a corrosion inhibitor is strongly recommended. Failure to observe this recommendation will invalidate the manufacturer's warranty.

Conditions of Sale

The Quinn standard conditions of sale apply to all transactions. A copy is available on request.

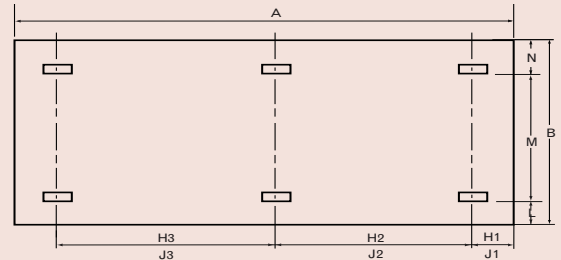
Conversion Information

The outputs quoted in this publication are based on a Delta T of 50°C. To calculate other operating conditions see inside back cover.

ACTUAL DIMENSIONS

BRACKET LOCATIONS

Bracket Lug Location	Radiator Length												
	400	500	600	700	800	900	1000	1100	1200	1400	1600	1800	2000
A	395	495	595	695	795	895	995	1095	1195	1395	1595	1795	1995
H1	122.5	122.5	122.5	122.5	122.5	122.5	122.5	122.5	122.5	122.5	122.5	122.5	122.5
J1	135	160	160	160	160	160	160	160	160	160	160	160	160
H2	150	250	350	450	550	650	750	850	950	1150	1350	775	875
J2	125	175	275	375	475	575	675	775	875	1075	1275	750	850
H3	-	-	-	-	-	-	-	-	-	-	-	775	875
J3	-	-	-	-	-	-	-	-	-	-	-	725	825



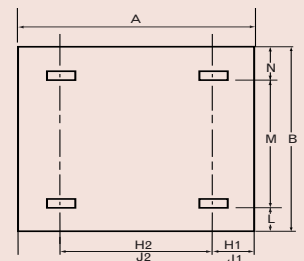
Note:

Dimensions H1, H2 and H3 refer to the Bracket Lugs on the Panel.

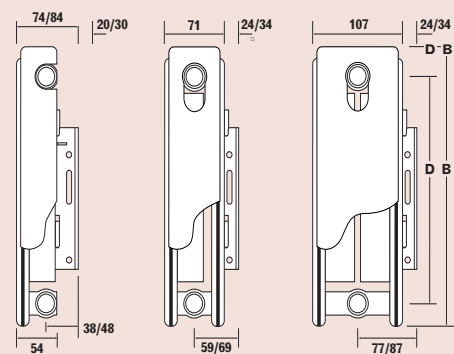
Dimensions J1, J2 and J3 refer to the Bracket Lugs on the Fin.

Bracket Lug heights

B	300	400	500	600	700
L	74	89	104	104	154
M	120	190	260	360	360
N	106	121	136	136	186



MOUNTING DETAILS



	300	400	500	600	700
B	300	400	500	600	700
D	253	353	453	553	653



SINGLE CONVECTOR (SC)



DOUBLE PANEL PLUS (DP+)



DOUBLE CONVECTOR (DC)



NOMINAL HEIGHT	Nominal Length		Order Code	Heat Output		Price £	DOUBLE PANEL PLUS (DP+)				Heat Output		Price £	
	mm	(inches)		BTU/hr.	Watts		Order Code	BTU/hr.	Watts	Price £	Order Code	BTU/hr.		Watts
300mm (11")	500	20	T11305KD	956	280	24.94	-	-	-	-	T22305KD	1869	548	49.28
	600	24	T11306KD	1147	336	29.35	-	-	-	-	T22306KD	2242	657	58.56
	1000	39	T11310KD	1911	560	47.95	-	-	-	-	T22310KD	3737	1095	95.68
	1400	55	T11314KD	2676	784	69.14	-	-	-	-	T22314KD	5232	1533	137.97
	1600	63	T11316KD	3058	896	84.39	-	-	-	-	T22316KD	5980	1752	168.39
	* ΔT 60 Performance				2439	715						4751	1392	
400mm (16")	500	20	T11405KD	1244	365	27.13	-	-	-	-	T22405KD	2372	695	49.26
	600	24	T11406KD	1493	437	29.99	-	-	-	-	T22406KD	2846	834	58.54
	700	28	T11407KD	1742	510	34.65	-	-	-	-	T22407KD	3321	973	67.62
	800	31	T11408KD	1990	583	39.20	-	-	-	-	T22408KD	3795	1112	76.52
	900	35	T11409KD	2239	656	44.10	-	-	-	-	T22409KD	4270	1251	86.08
	1000	39	T11410KD	2488	729	49.00	-	-	-	-	T22410KD	4744	1390	95.64
	1100	43	T11411KD	2737	802	53.90	-	-	-	-	T22411KD	5218	1529	105.21
	1200	47	T11412KD	2986	875	58.80	-	-	-	-	T22412KD	5693	1668	114.77
	1400	55	T11414KD	3483	1021	70.66	-	-	-	-	T22414KD	6642	1946	137.92
	1600	63	T11416KD	3981	1166	86.24	-	-	-	-	T22416KD	7591	2224	168.33
	1800	71	T11418KD	4479	1312	97.02	-	-	-	-	T22418KD	8539	2502	189.37
	2000	79	T11420KD	4976	1458	107.80	-	-	-	-	T22420KD	9488	2780	210.42
* ΔT 60 Performance				3174	930						6043	1771		
500mm (20")	400	16	T11504KD	1208	354	26.83	-	-	-	-	T22504KD	2269	665	45.95
	500	20	T11505KD	1510	443	29.24	T21505KD	2114	620	47.03	T22505KD	2836	831	56.34
	600	24	T11506KD	1812	531	34.75	T21506KD	2537	743	55.89	T22506KD	3403	997	66.95
	700	28	T11507KD	2114	620	40.15	T21507KD	2960	867	64.57	T22507KD	3971	1163	77.34
	800	31	T11508KD	2416	708	45.43	T21508KD	3383	991	73.06	T22508KD	4538	1330	87.51
	900	35	T11509KD	2718	797	51.10	T21509KD	3806	1115	82.19	T22509KD	5105	1496	98.45
	1000	39	T11510KD	3021	885	56.78	T21510KD	4229	1239	91.33	T22510KD	5672	1662	109.39
	1100	43	T11511KD	3323	974	62.46	T21511KD	4652	1363	100.46	T22511KD	6240	1828	120.33
	1200	47	T11512KD	3625	1062	68.14	T21512KD	5074	1487	109.59	T22512KD	6807	1994	131.27
	1400	55	T11514KD	4229	1239	81.88	T21514KD	5920	1735	131.69	T22514KD	7941	2327	157.74
	1600	63	T11516KD	4833	1416	99.94	T21516KD	6766	1982	160.73	T22516KD	9076	2659	192.53
	1800	71	T11518KD	5437	1593	112.43	-	-	-	-	T22518KD	10210	2992	216.59
2000	79	T11520KD	6041	1770	124.92	-	-	-	-	T22520KD	11345	3324	240.66	
* ΔT 60 Performance				3852	1129		5388	1579			7241	2122		
600mm (24")	400	16	T11604KD	1408	412	27.75	-	-	-	-	T22604KD	2613	766	50.48
	500	20	T11605KD	1759	516	32.42	T21605KD	2432	713	51.60	T22605KD	3266	957	61.90
	600	24	T11606KD	2111	619	38.52	T21606KD	2918	855	61.32	T22606KD	3919	1148	73.56
	700	28	T11607KD	2463	722	44.50	T21607KD	3404	998	70.84	T22607KD	4573	1340	84.97
	800	31	T11608KD	2815	825	50.35	T21608KD	3891	1140	80.16	T22608KD	5226	1531	96.15
	900	35	T11609KD	3167	928	56.65	T21609KD	4377	1283	90.18	T22609KD	5879	1723	108.17
	1000	39	T11610KD	3519	1031	62.94	T21610KD	4864	1425	100.20	T22610KD	6532	1914	120.19
	1100	43	T11611KD	3871	1134	69.23	T21611KD	5350	1568	110.22	T22611KD	7186	2105	132.21
	1200	47	T11612KD	4223	1237	75.53	T21612KD	5836	1710	120.24	T22612KD	7839	2297	144.22
	1400	55	T11614KD	4926	1443	90.76	T21614KD	6809	1995	144.48	T22614KD	9145	2680	173.31
	1600	63	T11616KD	5630	1650	110.77	T21616KD	7782	2280	176.35	T22616KD	10452	3062	211.53
	1800	71	T11618KD	6334	1856	124.62	-	-	-	-	T22618KD	11758	3445	237.97
2000	79	T11620KD	7038	2062	138.47	-	-	-	-	T22620KD	13065	3828	264.41	
ΔT 60 Performance				4485	1314		6209	1819			8356	2448		
700mm (28")	400	16	T11704KD	1592	466	32.18	-	-	-	-	T22704KD	2934	860	61.03
	500	20	T11705KD	1990	583	39.46	-	-	-	-	T22705KD	3667	1075	74.83
	600	24	T11706KD	2388	700	46.89	-	-	-	-	T22706KD	4401	1289	88.92
	700	28	T11707KD	2786	816	54.17	-	-	-	-	T22707KD	5134	1504	102.73
	800	31	T11708KD	3184	933	61.30	-	-	-	-	T22708KD	5868	1719	116.24
	900	35	T11709KD	3582	1049	68.96	-	-	-	-	T22709KD	6601	1934	130.77
	1000	39	T11710KD	3980	1166	76.62	-	-	-	-	T22710KD	7335	2149	145.30
	1100	43	T11711KD	4378	1283	84.28	-	-	-	-	T22711KD	8068	2364	159.83
	1200	47	T11712KD	4775	1399	91.94	-	-	-	-	T22712KD	8801	2579	174.36
	1400	55	T11714KD	5571	1632	110.48	-	-	-	-	T22714KD	10268	3009	209.52
	1600	63	T11716KD	6367	1866	134.85	-	-	-	-	T22716KD	11735	3438	255.72
	* ΔT 60 Performance				5077	1488						9396	2753	

* ΔT 60 performance figures are the standard outputs for a 1000mm radiator at a mean water radiator temperature of 80°C and a room temperature of 20°C.

A full range of outputs at ΔT 60 are available on request.

Note: Dimensions quoted are nominal panel sizes and do not indicate the connection to connection measurements.